

FOCUS

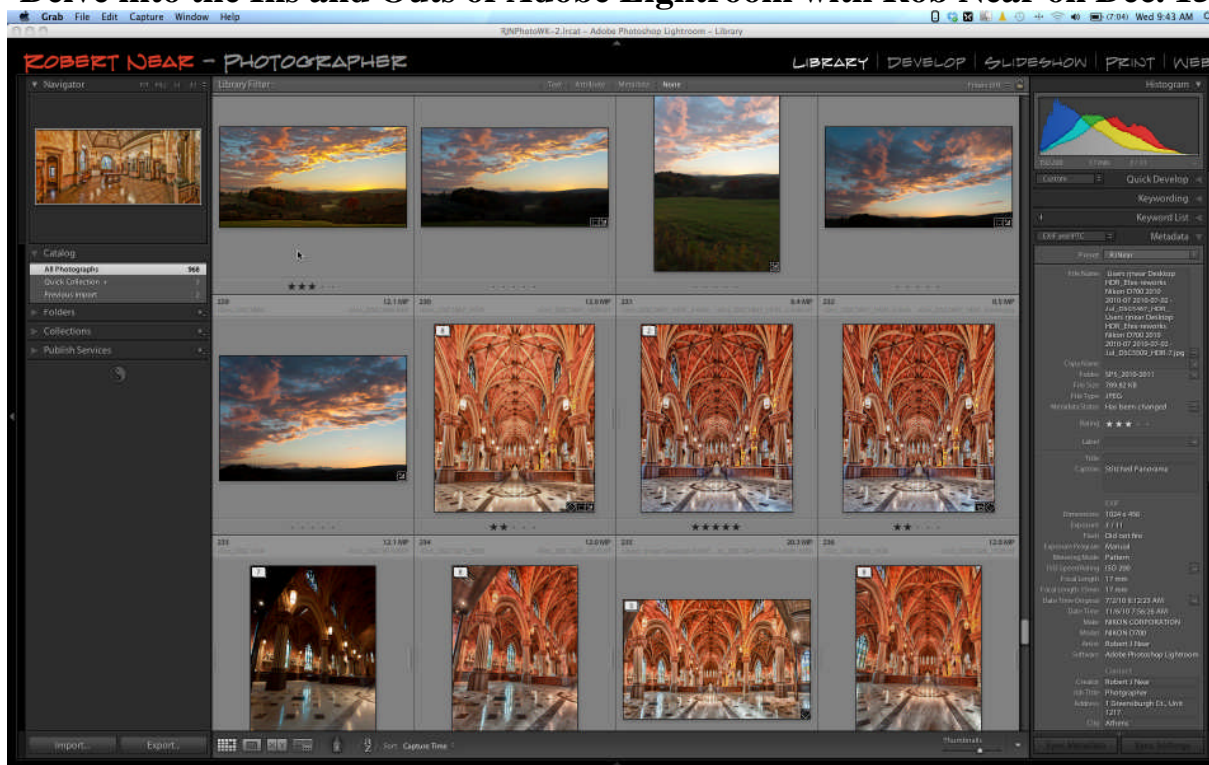
SCHENECTADY PHOTOGRAPHIC SOCIETY NEWS

Volume 80

December 2010

Number 4

Delve into the Ins and Outs of Adobe Lightroom with Rob Near on Dec. 15



Have you ever wondered what Adobe Lightroom is and what the difference between Bridge and Lightroom is? Or maybe you are already using Adobe Lightroom and want to learn more about this product? Then December 15th is the night for you. Rob Near will be the featured speaker and will be presenting Adobe Lightroom 3. This event is being sponsored by Adobe and there will be many giveaways from Adobe. Rob Near has been using Lightroom since the first release back in 2007, and today 80% of his work never goes into Photoshop.

Adobe developed Lightroom for the photographer from the ground up, while Adobe Photoshop was

developed for the graphic artist; then we have Adobe Bridge, which was developed to be the interface between Photoshop, Indesign, Illustrator, Dreamweaver, etc... Rob's workflow uses Lightroom for image import from camera, image adjustments, with all adjustments being non-destructive, through to output either to a web gallery or final print. Rob's current web site (<http://rjnphoto.com>) is all done within Adobe Lightroom and then exported which is then FTP pushed up to a web server.

There are five modules within Lightroom: Library, Develop, Slideshow, Print, and Web. The library

[Continued on page 4]

Max Tiller explores The Point & Shoot, Yesterday and Today on Dec.1



Max Tiller has been active in photography with the Schenectady Photographic Society for well over 50 years. Max will talk about the Point and Shoot camera from film to the digital age. He will show images from the film days to the present digital revolution. Always trying new techniques, he came into the digital world early on. Many of his prize-winning images (like the ones you see on this page) are shot with a Point & Shoot camera. Max is retired from professional photography, having worked as a medical photographer for St. Peter's Hospital in Albany.

Jim Craner on Digital Contact Sheets

The photographer's 'contact sheet' was a mainstay in the days of film and the 'wet' darkroom. Strips of negatives were printed in contact (hence the name) with a sheet of photographic paper. The resulting print provided quick reference to a roll of film. The photographer, or editor, used the sheet to select individual frames to print. In later years, when 1-hour 'mini labs' (a Kodak innovation by the way) began to appear, the small 'index print' became popular. The labs hoped this reference print would increase the sale of reprint orders.

While arguably less necessary in the digital age, index prints still serve a purpose as an image archiving and marketing tool. Index prints can be produced from both Photoshop (both CSx and Elements) – ironically they are still referred to as 'contact sheets' in 'Adobe-speak'.

The SPS 'mini program' on December 8 will demonstrate creating digital contact sheets from Photoshop CS3, Bridge CS4, and Lightroom.



www.framedestination.com
1-877-5FRAMES



FRAME DESTINATION

Your Source for Fine Art Photography Picture Frames

- Complete Wood Frame Kits
- Complete Metal Frame Kits
- Ready Made Frames
- Matt Board
- Mount Board
- Acrylic & Glass

- Archival Photo Storage Boxes
- Crystal Clear Bags
- Photo Corners
- Tape/Tissue
- Frame Corners



13x19 FDI Frame
Price: \$19.52



Archival Photo Storage Boxes



13x19 FDI Picture Frame Black
comes with a Backing and Glass



Critique and assistance in helping SPS members to compete in club and inter-club competitions.

I have been a member of SPS for over 40 years and due to severe arthritis I am limited in my ability to actively go on field trips and photograph events.

I am offering my services to all new SPS members and members who have been in our club for less than 5 years. This is a 'free' contribution by me.

I can assist with choosing the correct image, composition, use of Photoshop, etc and in resizing for internet competitions.

I will be able to do this on the internet or by phone.

You can call me at 489-7678 or write kendeitch@aol.com.

Ken Deitcher FPSA



If you have any interesting photos of club events or activities, share them with us on our Flickr page:

flickr.com/groups/schenectadyphotographicsociety

PHOTO & VIDEO
Hunt's EST. 1889



**Call
800-924-8682
Ext. 2332
ask for
Gary Farber**

**FOR OUR VERY LATEST
HOT SPECIALS**

Visit our website at

huntphotoandvideo.com
and sign-up to receive Hunt's eMail Specials

**5 REASONS
TO BUY FROM HUNT'S**

- 1. COMPETITIVE PRICING**
- 2. PERSONALIZED SERVICE**
- 3. FAST SHIPPING**
- 4. WE SHIP TO YOUR DESTINATION**
- 5. SAME DAY SHIPPING UNTIL 3PM ET**

**Fragomeni
Insurance**

584-4200

Home Auto Life Business

Schenectady
Photographic Society
is a member of the
Photographic Society of
America



Lightroom (Dec.15) [Continued from page 1]

is your catalog of all the photos you have imported into Lightroom and in this module you can sort and group photos based on a rating or flag, and also create collections to better organize and work with a large group of images. While in the Library module you have full access to metadata and the keywords you have added to make finding a photo you have taken 4 years ago much easier than going through hundreds of thumbnails. We will look at ways to work with catalogs: one large catalog with all your images verses smaller catalogs.

We then move on to the Develop module, which is Adobe Camera Raw, with all edits and cropping to RAW, JPEG, PSD, and TIFF files being non-destructive. Rob has found that many photos only require some work within Lightroom and they are ready for print or web, but there are images that require additional work. Lightroom allows for editing in Photoshop or another application like NIK software; you simply export to the application, and once finished editing, the saved file is then linked to the original file in a stack. With every new release of Lightroom, Adobe offers more refinements and improvements. Lightroom 3 has hit a home run with the improvements to the Develop module. The major improvement is the noise reduction and lens correction; many feel the Lightroom noise reduction has replaced the need for purchased noise reduction software. The lens correction will remove distortions, vignette, and chromatic aberration from the image for many of the currently manufactured lenses. If there is no correction for your lens, there are tools to develop correction profiles for any lens you have in your bag. Another big item under the manual lens correction area: you can do perspective corrections and this too is non-destructive.

The Slideshow module is a great tool to develop a quick slide show of images to show a client, friends or even the SPS essay competition. Lightroom 3 is still not up to the level of Proshow Gold for the slide shows, but the Lightroom 3 Slideshow module is greatly improved.

We then have the final two modules, which are Print and Web. Within the Print module you can print either to a printer or JPEG file, the ability to print to a jpeg file is great if you are using a lab for your printing. Besides printing a single image to a page, the Print module has the print package and custom package, which will allow you to develop custom print layouts with multiple images: these are very handy in developing multiple image book pages. The Print module does fall short in the fact that you cannot do soft proofing as you can within Photoshop, this will hopefully be in Lightroom 4. Finally we have the Web

module, with which you can develop web galleries, all the way to a full web site with the addition of some low cost templates.


So to get the low down on Lightroom 3, plan on attending the December 15th SPS meeting and who knows you may leave with your own copy of Lightroom 3. Adobe has donated a fully licensed copy of Lightroom 3, which we will give away that night; to win, you have to be a current member of SPS and present at the meeting. Along with the Lightroom 3 giveaway we also have Lightroom tee shirts, camera bag, etc.. for which we will pull names of everyone present. Hope to see you all there for a wonderful learning night.

- Rob Near

SPS Traveling Exhibit

The Traveling Exhibit will hang in the Bethlehem Public Library, 451 Delaware Avenue, Delmar, from Tuesday December 7 to Thursday December 30. We will hang the exhibit at 1PM on the 7th. If you are able to, please stop by the library at this time to help hang prints. This will be an opportune time to change your print or for members who do not have work in the exhibit to contribute an example of their photography. If you are unable to be at the hanging on December 7, you may give your framed print to Ray Henrikson at the SPS meeting on December 1 or make other arrangements to get your work to him.

**Vitamins, Minerals &
Herbal medications.**
**Best quality for your health
with Da Vinci Labs through
Dr. Jeff Perkins**
www.albanypreventdoc.com



Frank Bumbardatore
Plumbing

(518) 372-5038
(518) 852-2170

Licensed & Insured

November Print Competition Winners



Venice (1st place Monochrome, above) and **A Moment In Rome** (1st place Color, below) are both by **Kim Koza**. She loves all the lines and arches in the shot above, with just the tip of the gondola showing. Canon 10D, 28-135 mm.lens, hand-held. Desaturated in photoshop. Kim saw the man below sweeping by the Trevi Fountain and knew it she had to snap him (Canon 10D, 28-135 mm.lens, hand-held, ISO: 200) before he finished. She can still smell the chestnuts roasting!



Morpho (2nd place Assigned) by **Ken Deitcher** is a combination of two images, one of the nautilus shell and one of the Morpho butterfly. Both were taken with a Canon 50 D in a studio and combined in Photoshop with no other manipulation. The nautilus was converted to black and white and slightly toned.

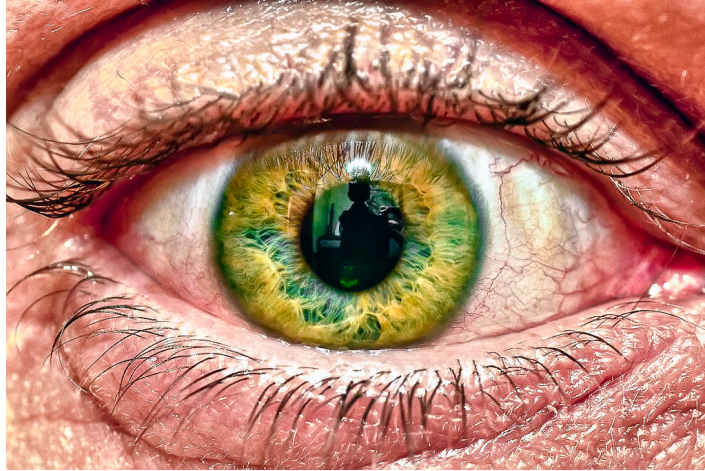


Rob Near shot **Oak Wood Crematorium** (3rd place Color) at the Oakwood Cemetery in Troy with a Nikon D700 on a tripod and Tokina 17 mm lens, F/11, ISO: 200, at 7 am using tungsten and window light. 7 shot bracket at 1-stop intervals, NIK HDR Efex Pro for HDR and Autopano Pro to stitch the 8 HDR images together.


Tom Miller shot this **'47 Roadmaster** (3rd place Assigned) at the Rotary Club car show at Mabee farm, Rotterdam junction around noon with a Sony Alpha 500 and Sony 18-70 mm zoom (f/ 3.5-5.6) at 70 mm.lens, f/16 @ 1/80 sec. ISO: 400



November Projected Competition Winners



The View From The Other Side (*1st place Assigned, above*) is by **Sean Sullivan**. **Bill Lanahan** shot **Albany Skyline** (*2nd place General, below*) from Rensselaer around 7 pm with a Nikon D300 and Nikon 28-200 mm.lens on a tripod. F/10, ISO: 200. This is an HDR of 2 exposures @ 1/50 sec & 1/6sec.



Maureen Goldman photographed **Brodie** (*1st place General, above*). **Max Tiller** knows **It's All In The Eyes** (*3rd place Assigned, below*) Shot indoors with a Sony A 200 and 18 – 70 mm.lens and Minolta 3600 HS D flash. F/11, ISO: 400. The image was cut out from the background, placed on a black mounting board and re-photographed.



Barb Lawton can **Look Deep Into My Eyes** (*2nd place Assigned, at left*) at a restaurant at dinner time with a FujiFilm Fine Pix F20, F/5 @ ¼ sec. ISO: 2000. The photo is of Jack's glasses resting on the table. The overhead light shone through the lenses creating the eerie eye pattern. Of course she couldn't resist taking the picture! High ISO noise reduction in Topaz due to the dim restaurant lighting.

ThinkTank Pixel Sunscreen v2.0

*Jonathan Lawton
Hunts Photo & Video*



If you have ever tried to use your laptop computer outdoors on a sunny day, you know just how washed-out and dull your normally vivid screen appears. The Pixel Sunscreen is a light, compact and collapsible tent that shields your laptop screen from the sun's harsh glare. When opened, the sunscreen is 14.5 inches wide by 22 inches tall by 19.5 inches deep. It accommodates laptop screens up to 17 inches wide and features openings at the sides and rear for the routing of power and USB cables. The bottom of the Sunscreen is coated inside and out with a non-slip material so there's worry about your laptop or the Sunscreen sliding around. The Pixel Sunscreen comes with two inside mesh storage pockets. A movable clip, hung from the top of the tent, is useful for hanging printed information. When you are done using the Sunscreen, it collapses down to a 14- by 1-inch disc for easy portability.

The Pixel Sunscreen makes it much easier to view your laptop screen when outdoors or in any other environment where you cannot control ambient lighting. Being a photographer myself, I recognize that the Sunscreen is a valuable tool that makes it possible to confidently edit images on location, as opposed to back in the office. Like other ThinkTank Photo products, the Pixel Sunscreen is designed with an emphasis on functionality and convenience. The Pixel Sunscreen comes with a lifetime warranty and currently sells for \$69.99.

ThinkTank Photo is a California-based company that specializes in designing innovative products to help photographers get the most out of their equipment. While they are most commonly known for their extensive equipment carrying solutions to include backpacks, rolling cases and beltbags, ThinkTank also carries some well-designed accessory products like the recently released Pixel Sunscreen v2.0.



Jon Lawton is a sales associate at Hunt's Photo and Video in Melrose, MA. If you have any questions on the Canon G11 or any other photo related topic, feel free to contact him at jlawton@wbhunt.com or at the store at 1-800-221-1830. Jon is a 2003 graduate from the Rochester Institute of Technology, where he studied photojournalism. He operates a photography business, specializing in wedding and portrait photography. www.jonathanlawton.com

Print Winners [continued]

Confederate (3rd Place Monochrome) by **Rebekah Sokol** was taken at a civil war reenactment in Troy, NY in July with a Canon TSi camera and a 28 - 135mm lens. Converted to black and white in Photoshop.

**Digital Imaging Services
by Jim Craner**

- Large Format Inkjet Printing
- High Resolution Scanning
- Photoshop and Lightroom Tutoring
- Color Management Consulting
- Print Mounting, Matting and Framing

65 Bentley Drive, Troy, New York 12182
518.235.2754 or 518.526.2253

November Print Competition Results


October Projected Competition Results

Assigned Topic: But it's BLUE!!!			Assigned Topic: Eyes		
1	Sean Sullivan	Blue Balls	1	Sean Sullivan	The View From The Other Side
2	Ken Deitcher	Morpho	2	Barb Lawton	Look Deep Into My Eyes
3	Tom Miller	47 Roadmaster	3	Max Tiller	It's All In The Eyes
4	Ray Henrikson	Downtown Scene	4	Carole Deitcher	San Francisco
5	Michele Caldera	Blue Bottles	5	Bill Lanahan	Joe's Precious Metal
HM	Barb Lawton	Ship's Bell	HM	Barb Lawton	I Don't Wanna Smile
HM	Carole Clements	Blue Jeans	HM	Connie Frisbee Houde	Dark Eyes
HM	Ray Henrikson	Lake Louise	HM	N. Sukumar	Meghan
Color			General		
1	Kim Koza	A Moment In Rome	1	Maureen Goldman	Brodie
2	Dale Windsor	Tuscany	2	Bill Lanahan	Albany Skyline
3	Rob Near	Oak Wood Crematorium	3	Ray Henrikson	Three Balconies
4	Kim Koza	Shaker Brooms	HM	Connie Frisbee Houde	Shura
5	Ken Deitcher	Old Olds	HM	Cynthia Placek	The Sun and the Moon
HM	Sean Sullivan	USS Slater Medical Unit	HM	Harvey Gurien	Hudson River Isle With Clouds
HM	Rob Near	Immaculate Conception	HM	Ray Henrikson	The Arch
HM	Max Tiller	Moses	HM	Ruby Gold	SUNY Conference Room
HM	David Jeffrey	Stream & Mist			
HM	Julie Palyswiat	3 Spigots			
Monochrome					
1	Kim Koza	Venice			
2	Rob Near	Oakwood Cemetary			
3	Rebekah Sokol	Confederate			
HM	Carl Strock	Arch			
HM	Jeffrey Altman	Towers in the Rain			

Judges: Jennifer Young-Canton
Michael Canton

Schenectady Photographic Society's meetings are held at the First United Methodist Church at 603 State St. in Schenectady, NY. Parking and entrance are at the rear of the building off Chapel St., a short one-way street off Nott Terrace. Additional information and directions on our website <http://www.schenectadyphotographicsociety.com/>

Rob Near shot Oak Wood Crematorium (2nd place Monochrome) with a Nikon D200 converted to infrared and Nikon 18-70 mm.lens on a tripod. f/8 @ 1/30 sec. ISO: 100. This panoramic image is composed of five images stitched in AutoPano Pro.



**2009-2010 Board of Directors**

	<i>President</i>
Robert Near	rjnear@rjnphoto.com
	<i>Vice President</i>
Kim Koza	kkoza@silhouetteimages.com
	<i>Treasurer</i>
Pat McCormick	suemcc_2000@yahoo.com
	<i>Recording Secretary</i>
Dale Winsor	dalehope8@yahoo.com
	<i>Corresponding Secretary</i>
Bob Riccardo	767-2193
	<i>Directors at Large</i>
Ray Henrikson	rhenriks@nycap.rr.com
Connie Frisbee Houde	lilyconnie@verizon.net
	<i>Judging Coordinator</i>
Jeff Altman	drjsax@aol.com
	<i>Newsletter Editor</i>
N. Sukumar	sukumarfineartphoto@gmail.com
	<i>Annual Report Editor</i>
Ruby Gold	rubygold@verizon.net
	<i>Print Co-Chairs</i>
Sean Sullivan	sps@spsphotography.com
Doug Mitchell	dougmittellphotos@nycap.rr.com
	<i>Assistants</i>
Adrian Kivort	399-2950
Bob Warner	377-3831
	<i>Projected Imaging Co-Chairs</i>
Bob Gough	rcgough@earthlink.net
Luba Ricket	Lubashot@aol.com
	<i>PhotoEssay Co-Chairs</i>
Connie Frisbee Houde	lilyconnie@verizon.net
Jim Craner	renarc@aol.com
	<i>Mentoring Co-Chairs</i>
Jeff Perkins	perkster46@yahoo.com
Frank Bumbaratore	A2EEOs@aol.com
	<i>Fine Arts Chair</i>
N. Sukumar	sukumarfineartphoto@gmail.com
	<i>Membership Co-Chairs</i>
Luba Ricket	lubashot@aol.com
Cynthia Placek	cynthiplacek@gmail.com
	<i>Publicity</i>
Cynthia Placek	cynthiplacek@gmail.com
	<i>Grab Bag Coordinator</i>
Sean Sullivan	sps@spsphotography.com
	<i>Web Master</i>
Bob Gough	rcgough@earthlink.net
	<i>Refreshment Coordinators</i>
Judy Breslau	jbreslau@courts.state.ny.us
John Ogden	jogden@capital.net
	<i>Church Coordinator</i>
Don Krauter	399-1869

Schenectady Photographic Society
Bob Riccardo
108 Maple Ave.
Selkirk, NY 12158

December Calendar

Date	Competition, etc.	Program
Wed. Dec. 1	Print: Macro Mania - Get close... closer... closer... smack! OK, too close.	Max Tiller – The Point & Shoot, Yesterday and Today
Wed. Dec. 8	Projected: Backlit – Images where the subject is lit from behind.	Jim Craner – Making digital index prints
Wed. Dec. 15	Board meeting @ 6:30pm	Rob Near “Adobe Lightroom – the Ins and Outs”

© Schenectady Photographic Society and its contributors. The contents of the newsletter are copyrighted. No material herein may be reproduced in any manner without the written permission of the Editor or the material's specific contributor.

Web Address:

www.schenectadyphotographicsociety.com

Blog: schenectadyphotographicsociety.blogspot.com

Member photo album:

www.flickr.com/groups/schenectadyphotographicsociety



SPS on Facebook:

<http://www.facebook.com/group.php?gid=152200768242>

The *Focus* is published ten times a year by the Schenectady Photographic Society. The organization meets each Wednesday at 7:30 p.m. from October through May to promote and present informative programs, activities and competitions in the photographic arts for photographers throughout the Capital District. Members range from novice to expert. Annual dues are \$40.00 for individuals and families. The *Focus* newsletter is included in the membership dues. SPS meets at the First United Methodist Church, 603 State Street, Schenectady, New York. Parking and entrances are on Chapel Street, a one way street off Nott Terrace. Guests are welcome at all regular meetings. **If you change your email or mailing address, let Bob Riccardo know at briccardo@verizon.net**