



FOCUS



Volume 83 - No. 6

spsphoto.org

February 2017

WHAT'S IN YOUR CAMERA BAG? - February 15

with **Hunt's**
PHOTO & VIDEO
Hosted by Linda Tommasulo



We hope you'll join us on February 15, when some of your fellow members share the gadgets and things they can't live without when they head out into the field to take some photos. And, if there are a few things that you WISH were in your camera bag, but aren't...**Hunt's Photo & Video** will have tables set up with cameras, lenses and more (weather permitting, of course!).

I'll speak briefly about my new toy: the Moment Macro Lens and case for my iPhone 6s Plus. (I'm really cheating, because I carry these in my purse, not my camera bag!) Then I'll turn the floor over

to Marianne Rahn-Erickson, Dan Steen, Joan Heffler, John Ogden, John Sayville, Dave Bennett and Sean Sullivan.

Gary Farber of Hunt's will have tables set up before, during and after the meeting, so you can view all of the latest photo gear first-hand. If there's anything you would like Gary to include, feel free to e-mail him: digitalguygary@wbhunt.com. Gary and Hunt's have been (and continue to be) huge supporters of SPS. If you're in the market for anything photographic, check out Hunt's first. They offer competitive pricing, free shipping and no sales tax to NY State. See their ad and February specials on page 17.



Moment Cork iPhone Case



*Moment iPhone
Macro Lens*



*Any room in your camera bag
for a few more "toys"?*

FLASH PHOTOGRAPHY TUTORIAL

February 1

with David Edgecomb




David Edgecomb (www.edgemaster.com) is a photographer and IT professional in West Stockbridge, Massachusetts. He enjoys telecommuting from the beautiful and relaxing Berkshires where he is able to bridge the gap between a highly global, technical, and digital world and the basic natural rhythms of the cosmos. During the work week he designs and programs Internet applications that enable users to work more efficiently. Most of the time that work requires his skill to break down the complicated into simplistic terms. With the rest of his time, he enjoys all aspects of photography. He has produced imagery for commercial ventures, weddings, family gatherings and celebrations and also for pure enjoyment. He has collaborated with local artists to assist with their vision and to help promote their efforts. He loves to share his knowledge in order to empower and encourage others to follow their passion. As a full time student of life, he is constantly engaged in learning more in order to build and create that which did not exist yesterday.

He is the founder and facilitator of the Berkshire Photo Gathering which meets monthly at the Shaker Dam Coffeehouse in West Stockbridge (www.berkshirephotogathering.com) and an active member of the Berkshire Museum Camera Club in Pittsfield. (www.berkshirecameraclub.com) He is available for private consultation as well as facilitating group workshops and classes.

“Using flash with your camera is easy but it isn’t the most automatic of tasks if you want a photo to look natural or appealing. With such exaggerated and powerful light we often use flash only to guarantee a sharp low-light image. With the modern age of “it should work auto-magically”, this is still an area that still needs a lot of human intervention. Once you understand the basic concepts and how your camera settings help, your flash will assist you to create images unlike before. Not only will it add unique creativity to your scene but the techniques allow for creative options not available in post processing.

“We will explore together how the following settings add to your photography: Sync speed, high speed sync, slow sync, difference between 1st and 2nd curtain, the double exposure concept, adding gels and controlling white balance, reflectors and obstructions, TTL, and flash exposure compensation.”

David



©Schenectady Photographic Society and its contributors. The contents of this newsletter are copyrighted. No material herein may be reproduced in any manner without the written permission of the Editor or the material's specific contributor. The *Focus* is published ten times a year by the Schenectady Photographic Society. SPS promotes and presents informative programs, activities and competitions in the photographic arts for photographers throughout the Capital District. Over 100 members, ranging from novice to expert, share the theory, application and fun of photography at Society meetings. We meet Wednesdays at 7:30 pm from October through May at the First United Methodist Church, 603 State Street, Schenectady, NY. (Parking and entrances are on Chapel Street, a one-way street off Nott Terrace.) The Schenectady Photographic Society is a member of the Photographic Society of America. Visitors and guests are always welcomed. For more information on our Club and the current season calendar check out our website: spsphoto.org.

MIRRORLESS CAMERA ROUNDTABLE

February 8

Hosted by Bob Coppola, with John Ogden

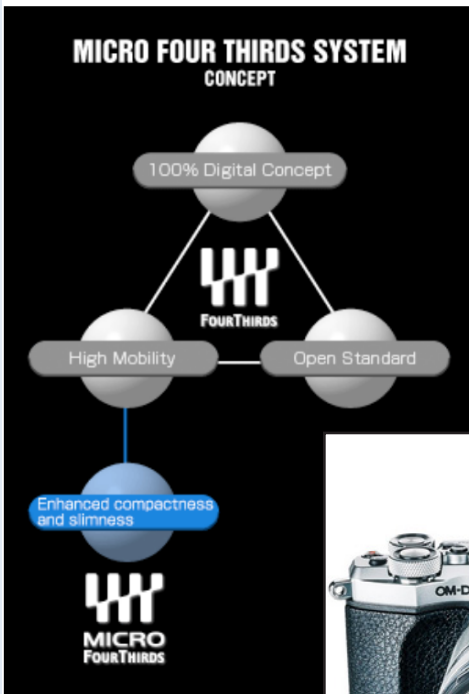
The Olympus website states... "Utilizing mirrorless technology not only reduces the size & weight of the camera, but it provides the opportunity to develop and apply advanced technologies. These revolutionary technologies provide users with levels of confidence & creative freedom they've never had before."

As a relative newbie to the Olympus mirrorless OM-D, E-M1, I believe this statement is true. So far, so good. I admit, after over a year of agonizing, I retired my full-frame Canon 5D to opt for the Olympus. A

couple of tendinitis surgeries on my hands perhaps precipitated the decision, but I'm glad I did. The image quality is more than satisfactory for my needs; and this much-newer-technology camera has capabilities I could only dream of with my old Canon.

The Olympus (as well as Panasonic and others) utilize the Micro Four Thirds system (see below). Want to learn more? Bob and John will discuss the pros and cons of this new technology. Bring your questions!

Extension of the Basic Concept of Four Thirds System With Priority on Compact Portability



The Micro Four Thirds System standard maintains the Four Thirds System concept of "High-picture quality digital-dedicated design," but focuses on reducing overall system thickness and size by aiming for a highly portable compact system.

The Micro Four Thirds System also embodies our ongoing efforts to expand the Four Thirds System-based standards to meet future needs such as movie compatibility, to improve the comfort of Live View shooting and to increase the usability of existing Four Thirds System interchangeable lenses.



Lenses for all Micro Four Thirds cameras are interchangeable.

Products - Lenses / Accessories

Smaller and thinner, yet boasting the same outstanding imaging capability as Four Thirds lenses.

*MENTORING NIGHT
Bring Your Camera!*

FAMILY PORTRAIT WORKSHOP February 22 Hosted by Dave Bennett

It's another fun night at SPS!
Bring your camera and dress for success
for Family Portrait Night.
Dave Bennett will have the lights...
you bring the camera and the ACTION!

Dave will be available to give you tips on
capturing a great family portrait.

It will also be a great opportunity to have your portrait taken.
There will be lots of your friends with cameras in hand
ready to accommodate.



PSA INTERCLUB COMPETITIONS February / March

All active (paid) members are invited to participate in the PSA Interclub Competitions. It's easy!
On the SPS website (www.spsphoto.org) click on: Competitions / PSA Interclub / Submit Images.

Travel - February 10, 2017
PID (General) - February 23, 2017
PID Creative - March 8, 2017
Photojournalism - March 10, 2017

For more info, check out the SPS website, www.spsphoto.org (Competitions/PSA Interclub),
or contact the PSA Interclub Chair, Sean Sullivan, at sullise@gmail.com.

ON THE ROAD AGAIN

Our Club's traveling exhibit is on the road again - to the Niskayuna Public Library for the month of February. If you're in the area, stop by!

Niskayuna Public Library
2400 Nott St. E - Niskayuna
(519) 386-2249

Hours:

Monday - Wednesday: 10 am to 8 pm
Thursday - Saturday: 10 am to 5 pm
(Closed Sunday)



Cheers, Dow Smith

NEW SPS WEBSITE (www.spsphoto.org) LAUNCHED!

If you haven't "logged on" recently, you're missing out on the new Schenectady Photographic Society website!



Thanks to Sean Sullivan, the SPS website has gone through a drastic overhaul. Please check it out and let us know what you think. Creative comments, suggestions and questions are welcomed.

Just email: webmaster@spsphoto.org.

Also, the new site is responsive and works better on mobile devices. Check it out on your phone or tablet.

Coming in the near future all members will receive their own members' account login.

As a benefit of your membership in SPS, we will be putting some of the site's content and functions behind password-protected areas.

Enjoy the new site and please feel free to let us know about anything that does not work, could be better, or new features you would like to see in the future.

RIGHT IN OUR OWN BACKYARD...

Here are a few exhibits to check out on dreary, cold February day:

"Rock & Roll Icons"

Albany Institute of History & Art
Photos by Patrick Harbron
Thru February 12

"Captured Moments: 170 Years of Photography" - thru May 21
(www.albanyinstitute.org)

"Pine Bush Perspectives" Photo Exhibit

Albany Pine Bush Discovery Center
195 New Karner Road, Albany
Thru February 28
(www.albanypinebush.org)

"The Art of Photography"

Albany Medical Center
Community Endocrine Gallery
1365 Washington Ave., Albany
Thru March 3
(Info: 489-4704)

"Best of 2016" Show

Photo Center of Troy
404 River St., Troy
Thru February 19
(www.photocentertroy.org)

"Rolling Bones" Hot Rods

built by the Rolling Bones Hot Rod Shop
Saratoga Automobile Museum
110 Avenue of the Pines
Saratoga Spa State Park
Thru March 24
(www.saratogaautomuseum.org)

"Hudson Valley Ruins" Photo Exhibit

New York State Museum
222 Madison Ave., Empire State Plaza
Thru December 31
(www.nysm.nysed.gov/exhibitions)

HOW TO DECIDE WHEN A PHOTO SHOULD BE BLACK AND WHITE

by Jason D. Little

(Reprinted with permission)

Imagine this scenario: you've had a productive and enjoyable day out shooting — a couple of landscapes and cityscapes, some architecture shots, a bit of street photography, a handful of portraits, whatever floats your boat; you have finally completed the task of getting those shots off your memory card and into your photo organizer/image editor; you've culled together all your keepers. Now it's time to process these shots. Hopefully you have established an effective workflow to make post-processing less stressful, but for some photographers there is one question that seems to arise with each post-processing session:

“Should this image be color or black and white?”

Of course, there is no objectively right or wrong answer to this, but there are some basic principles to keep in mind that can help with your decision.

Black and White vs. Monochrome

The terms “black and white” and “monochrome” are often used interchangeably. Such usage isn't always incorrect, but there is some nuance that should be addressed. A monochrome image is one that consists of varying tones of one “color.” The images we commonly refer to as being black and white are indeed monochromatic, but this is just one of many ways to make a monochrome image. The photo below is an example of an image that is monochromatic, yet not black and white.



© Dom Crossley

Traditional black and white images, as they are typically created in digital photography, consist of pixels that vary across the image from black to multiple shades of grey to white, as exhibited in the following photo.




© Jason Devaun

When trying to choose between creating a black and white or color image, ask yourself the questions that follow.

What Role Does Color Play in the Photo?

This is certainly a subjective criterion, but it is something that should be a priority in your decision making process. It's easy to conclude that color is always important; if we see in color why shouldn't photos be color? The fact is color can sometimes be a distraction, or it can be rather meaningless. On the other hand, there are times when color is vital. A landscape photo that prominently features a rainbow is something that you would probably want to present in color, as the rainbow plays an important role in the scene and a black and white rainbow isn't much to look at. If the essential strength of the image does not specifically rely on color, converting it to black and white will allow you to emphasize other visual or atmospheric qualities of the image. Additionally, if your photo is marred by especially washed out colors or strong backlighting that can't be satisfactorily fixed in post-processing, converting to black and white may be able to salvage the shot.



© Jason Devaun

*For more great photography tips, check out:
lightstalking.com
- and -
jdevaunphotographynow.com*



© Jason Devaun

HOW TO DECIDE WHEN A PHOTO SHOULD BE BLACK AND WHITE (Cont'd.)

Are there Prominent or Interesting Textures in the Photo?

Texture is an important aesthetic component in all forms of art, from music to painting to photography. We commonly relate texture and physical touch, but this association is only one way of conveying texture. When dealing with photography, for instance, texture is conceptualized through sight rather than touch. We look at a subject like a lizard or a tree or a stone and we imagine what those things feel like — rough, bumpy, smooth, jagged. Images in which texture plays a central role benefit greatly from being converted to

black and white, as black and white tends to emphasize texture, allowing the viewer to more easily appreciate what the subject “feels” like.



© Jason Devaun

Is There Strong Contrast or Distinctive Light/ Shadows?

Contrast, in general, is all about differences. Tonal contrast, as it relates specifically to black and white photography, refers to the difference in tones from black to grey to white. Color contrast refers to how colors interact with each other. A high contrast image is one that exhibits a lot of black and white, with few or no mid (grey) tones. Strong lighting and shadows work together to create strong contrast. Once colors are removed, what remains are tonal differences — the sort of contrast that contributes to powerful black and white images. So, when you assess a photo and notice these characteristics of light, shadow, and contrast, you have a perfect candidate for a black and white conversion.



© Jason Devaun



What Mood Do You Wish to Communicate?

Similar to texture, mood and atmosphere are somewhat abstract ideas that can be communicat-

ed through photography in creative ways. When you look at a photo showing strong clouds, falling rain, wet streets, and people carrying umbrellas, you are struck with a particular feeling. You know what it's like to walk in the rain and are suddenly transported, mentally, to that place. The photo has done its job of conveying a certain mood. Black and white photography works especially well for creating a dreary or dramatic mood. If you want to create a somber or mysterious atmosphere around a portrait subject, the right lighting combined with a black and white conversion is the way to go.



© Jason Devaun



© Anne Worner

Final Thoughts... It is important to emphasize the subjectiveness of this issue. There are photographers who work almost exclusively in color, and those who work almost exclusively in black and white. Many more, however, fall somewhere in the middle and produce both color and black and white photos. Given the relative ease of converting color photos to black and white in post processing, there's no reason to not try your hand at doing some black and white images. Hopefully, the guidelines above will be of assistance in not only helping you determine which of your existing photos might look good in black and white, but will also help you learn to see in black and white, enabling you to use your camera in a manner consistent with creating awesome black and white shots with ease.



1st PLACE
DECEMBER WINNERS
/ PROJECTED \



1st Place Assigned
(Topic: Pet Portrait)
"Did You Say Car?" / © Sean Sullivan


1st Place General
"Beach Take-Off"
© Brian Sherman

PROJECTED JUDGE: *Connie Frisbee Houde* has been photographing and competing for the past 30 years. In that time she has come to appreciate how valuable good constructive comments on work can be. As a day job she works as part of the curatorial staff at the New York State Museum, working with the clothing and textile collection and the World Trade Center Collection.




2nd PLACE
DECEMBER WINNERS
/ PROJECTED \

2nd Place General - "Shadow Staircase"
© Rebekah Sokol



2nd Place Assigned
"Please Adopt Me"
© Linda Tommasulo

3rd PLACE DECEMBER
WINNERS
/ PROJECTED \



3rd Place Assigned
"Take Me Home"
© Linda Tommasulo



3rd Place General
"Adirondacks"
© Linda Wroble


4th & 5th PLACE DECEMBER WINNERS
/ PROJECTED \



4th Place General
"Sunshine"
© Dave Bennett



4th Place Assigned
"Cadre Doggie"
© Branson Quenzer



5th Place Assigned
"Wrinkles"
© Drue Sokol




5th Place General
"Barn With Towers"
© John Berninger



1st Place Monochrome
"Barn in the Fall" / © Bob Ricketson

1st PLACE
DECEMBER WINNERS
/ PRINT \



1st Place Assigned
(Topic: Metal)
"Heavy Metal"
© Barb Lawton



1st Place General
"Cloud Formation in Balloon"
© Harvey Gurien



2nd Place General
"Bastion Falls"
© Bob Ricketson

2nd PLACE
DECEMBER
WINNERS
/ PRINT \



2nd Place Monochrome
"Smoke Break"
© Robert Coppola



2nd Place Assigned
"The Blacksmith"
© Dave Bennett

PRINT JUDGE: Julie Palyswiat became interested in photography at the age of 8 and had her first SLR when she was 13. Julie holds an Associates Degree in Photojournalism. She has been a member of SPS for a number of years, previously serving as Focus Editor and currently Co-Vice President.

3rd PLACE DECEMBER WINNERS
/ PRINT \



3rd Place Monochrome
"Parasol Shadows"
© Sean Sullivan



3rd Place Assigned
"Bard Performing Arts"
© Bob Ricketson



3rd Place General
"Yellowstone Coyote"
© Linda Tommasulo

1st PLACE JANUARY WINNERS
/ PROJECTED \



1st Place General
"Feet on Route 66" - © Linda Buckman




1st Place Assigned
(Topic: Warmth)
"Cozy"
© Dave Bennett

PROJECTED JUDGE: **Evan Lauber** has been a professional photographer for over 24 years, and has personally trained hundreds of photographers. Evan has photographed models, celebrities, and actors all over the United States and in Europe. His work has appeared on international best selling book covers, award winning CD covers, fashion magazine ads, several of his own calendars, and some of the finest web sites. Evan immerses his imagination and artistic vision with classic techniques while also developing new techniques as needed. Evans' work is powerful with a refreshing distinct look, often showcasing models in a new light.



2nd Place General
"Abandoned Fishing Boats on Mull"
© Dow Smith

2nd PLACE
JANUARY WINNERS
/ PROJECTED \



2nd Place Assigned - "Summer Sunset"
© Sean Sullivan



3rd Place Assigned
"It's Winter - Dogs Need Coats Too"
© Linda Tommasulo

3rd, 4th
& 5th PLACE
JANUARY
WINNERS
/ PROJECTED \



3rd Place General
"Milkweed Fantasy"
© Barb Lawton

4th Place Assigned
"A Very Good Year"
© Robert Coppola



4th Place General
"Blue"
© Robert Coppola




5th Place General - "Mr. Happy"
© Ken Deitcher



1st PLACE
JANUARY
WINNERS
/ PRINT \

1st Place General
"Skating"
© Connie
Frisbee Houde



1st Place Monochrome
"Holocaust Memorial"
© Connie Frisbee Houde



1st Place Assigned
(Topic: Minimalist)
"Simply Sushi"
© Dave Bennett

PRINT JUDGE: Pilar Arthur-Snead is Chief Photographer, Gallery Director and owner of Photographic Expressions Studio & Gallery, LLC of Troy, NY, established in 2009. Originally focused on event photography, Pilar has expanded her operations to include studio/on-location portraiture, interior & exterior architectural photography and editorial/lifestyle photography for feature magazines and publications. In 2011 she interned at the Center for Photography at Woodstock; and in 2013, she earned her MFA in Photography, with honors, from the Academy of Art University in San Francisco.




2nd Place General
"Shaker Panes"
© Jennifer Wilkerson

2nd PLACE JANUARY WINNERS
/ PRINT \



2nd Place Assigned
"Where Do We Go From Here"
© Linda Tommasulo



2nd Place Monochrome
"Daddy's Girl"
© Dave Bennett

3rd PLACE JANUARY WINNERS
/ PRINT \



3rd Place Assigned
"Metal"
© Robert Coppola



3rd Place Monochrome
"Little House"
© Fred Moody



3rd Place General
"Spider Webs on Mull"
© Dow Smith

**DIRT TRACK RACING EXHIBIT AT
GUILDERLAND PUBLIC LIBRARY**

Bob Riccardo and Carol Donato will have their show, "Dirt Track Racing at Fonda Speedway" in the Guilderland Public Library for the month of February.

The library is located on Rt 20, 9/10's of a mile west of the intersection of Rt 20 And Rt 155.

Hours are: Monday through Friday: 10 am to 9 PM

Saturday: 10 am to 5 PM ~ Sunday: 1 PM to 5 PM



OUT OF ACADIA

A LANDSCAPE PHOTOGRAPHY CONFERENCE // OCTOBER 1 - 5, 2017

LIMITED TO 100 PARTICIPANTS; RESERVE YOUR SPOT!

SPONSORED IN PART BY



Take your landscape photography to the next level, with a one-of-a-kind landscape photography conference at Acadia National Park! At Out of Acadia, instructors will be with you every step of the way. From the classroom to the field, get guided, small-group instruction. Experience one of nature's greatest creations from capture, to post-processing and print.

Instructors: Erin Babnik • Kathleen Clemons • Thomas Heaton • Michael Hudson
Colleen Miniuk-Sperry • Chris Nicholson • Nick Page • Bryan Peterson • Juan Pons • and More!

- ✓ Learn from your photography heroes
- ✓ Practice what you have learned
- ✓ An intimate, friendly environment
 - ✓ Critique sessions
- ✓ Individual post-processing help
- ✓ Group meals, including a Lobster Bake!

Price: \$1,249
October 1-5, 2017
The Atlantic Oceanside Hotel & Event Center
Bar Harbor, ME

Lodging: Bar Harbor Motel & Atlantic Oceanside
Hotel & Event Center

JOIN US IN ACADIA!

We're taking the experience that we have refined in Chicago and New York City and applying the same techniques for landscape photographers in one of the greatest places in the world for landscape photography.

More than 1000 photographers have joined us in Chicago and New York City for our photography events. These conferences consistently receive an average rating from attendees of 4.8 and higher out of 5 stars.

We're limiting Out of Acadia to only 100 photographers; I hope that you will be one of them! See you in Acadia.

A handwritten signature in white ink that reads "Chris Smith".

- Chris Smith, Founder, Out of Chicago

For more info and/or to register: outofchicago.com/acadia


Please support our advertisers and sponsors...

www.FrameDestination.com

972-479-1188

**FRAME
DESTINATION**

*Your art's in
the right place.™*



- Wood & Metal Frames
- Mat Board
- Mount Board
- Acrylic & Glass
- Clear Bags for Matted Prints
- Tape/Tissue
- Stretcher Bars & Floater Frames
- Photo Corners



The Phoenix Gallery



*Showcasing the
work of artists and
artisans working
in various media.*

*Call
518.235.2754
for current hours
or appointment.*

*65 Bentley Dr., Troy, NY 12182
Owned and operated by Jim and Marlene Craner*

SPS members can get 5% off all their orders with Frame Destination!

You must be a registered user of the Frame Destination website as a SPS member, then you may use promo code "SPSONLY" when you place an order to receive the discount. (Note: The promo code is not valid with other promo codes, and will not work for non-members.)

To become a registered SPS member on our website follow these steps:

1. Click "Login" in the upper right of section of our site - <https://www.framedestination.com>
2. Click "Create an Account" in the middle of the page.
3. Send an email to info@framedestination.com saying you are a registered user and need your account set for SPS membership.

To see how easy it is to order custom frames on our website you can check out the video "How to Order a Custom Picture Frame..." in our video gallery: framedestination.com/video-gallery.

~ COMING IN MARCH ~

March 1

Flash Photography Critique
David Edgecomb
Print Competition: Tools

March 8

Review of SPS Survey
Projected Competition: Wildlife

March 22

Stories & Images from an Adirondack
Medical Practice
Dr. Daniel Way

March 29

Smart Phone Photography
Presentation & Competition

(No Meeting March 15)

Please support our advertisers and sponsors...

Hunt's January Specials*

Canon has continued their printer rebate program. Now through January 31, 2017 or until supplies run out, we are offering the **Canon Pixma PRO 10** printer at \$379.99 before rebate (Canon sells it on their website for \$699.99). If you purchase the printer plus a package of 13x19x50 sheets of Canon Semi-Gloss or Luster paper, \$50, Canon will send you a \$250 mail in rebate! This is a pigment based printer and is always reviewed very well. Your final cost is \$129.99 plus the paper! You can't buy a decent document printer for this price, let alone an exhibition quality photo printer! If you purchase a qualifying Canon camera at the same time, Canon will increase the rebate to \$350, your final cost \$29.99 plus the paper!

Phottix Multi-Function Remote with Digital Timer TR-90, regular \$49.95, special \$42.46

All **Gitzo Tripods and Heads**, 10% off

SpiderPro Hand Strap, reg \$65, special \$52

All **Spider Holsters**, special 10% off

Tamron SP 150-600mm f/5-6.3 Di VC USD G2 (Nikon or Canon Mount) reg. \$1,399, special \$1,299 (We accept trade-ins on your generation 1 or almost any other cameras and lenses, call or email Alan for estimate.)

Sigma 150-600mm f/5-6.3 DG OS HSM Contemporary or Sport Lens (Nikon or Canon Mount) **CALL FOR SPECIAL PRICE!**

Panasonic LUMIX 100-400mm F/4.0 - 6.3 LEICA VARIO-ELMAR Lens (200-800mm Equivalent, also fits Olympus Micro 4/3) **CALL FOR SPECIAL PRICE!**

FUJINON XF100-400mmF4.5-5.6 R LM OIS WR, **CALL FOR SPECIAL PRICE!**

USED & REFURB:

Fuji X-E2S Body \$589; Sekonic Litemaster PRO Light Meter L-478DR \$269

Refurb Tamrons: 24-70mm f/2.8, Canon \$949;

16-300, Canon \$499; 16-300, Nikon \$469

Canon 5D MK II Body \$799

Canon Lenses: 300mm f/2.8L IS \$3,199; IS II \$5,099; 100-400mm L IS \$699-\$849; 28-300mm f/3.5-5.6L IS \$1,699; 400mm f/5.6L \$899; 17-40mm f/4L \$549; 70-200mm f/2.8L IS \$999

Nikon D600 Body \$699-\$899

Nikon Lenses: 200-400mm f/4G II \$4,499; 80-400mm VR VI \$449-\$599; 17-55mm f/2.8G DX \$699

**Specials run through January 31, 2017, or while supplies last. No rain checks!*

UPS Ground shipping is free. No sales tax to NYS.



PHOTO & VIDEO
Hunt's EST. 1988

Facebook, Google+, Twitter icons

Blog
wbhunt.com/blog

Hunt's Photo specializes in various digital imaging products. We offer competitive everyday pricing and free ground shipping in the lower 48 states.

www.huntsphoto.com

Call for Price Quotes and Specials

800-924-8682

What differentiates Hunt's Photo from our competitors is the personal service we offer and our tireless effort to build long lasting relationships with the customer.

For Camera Club Specials...

Ask for Alan Samiljan, at (781) 462-2383. His hours are usually 8:30-5:30pm, Monday, Tuesday, Friday & Saturday. Leave a message or send an email (asamiljan@huntsphoto.com), and he'll get right back to you.


WEATHER ALERT!

Some of us do like snow...but it certainly wreaks havoc on our meetings!

This is just a reminder that, in the event of inclement weather PLEASE check your e-mail and the SPS website before heading out.

In the event of bad weather it is up to the Program Chair to determine if a meeting will be held. Although we hate to cancel or postpone our meetings, your safety is our main concern.

**2016-2017
Print Assigned Topics**



- 2016**
October 5 *Transportation*
 A creative shot of ANY human transportation.
- November 2** *Collections*
 Creatively show off a collection of ANYTHING.
- December 7** *Metal*
 Cold hard steel; shiny aluminum, tarnished bronze...
 any metal will do.
- 2017**
January 4 *Minimalist*
 Less is more. Isolate your subject using the
 minimalist approach
- February 1** *Fantasy*
 Is this real life, or just fantasy? You decide.
- March 1** *Tools*
 Be Tim the Toolman of photography, and show us
 some unique tool shots.
- April 5** *Fences*
 Show how they separate us, protect us or keep us in.
- May 3** *Print Image of the Year*



**2016-2017
Projected Image Assigned Topics**

*Deadline for the Projected Image competition is
Sunday at midnight prior to the competition.*

- 2016**
October 19 *Macro*
 Show us your best macro shot.
- November 9** *Leading Lines*
 Leading lines should be evident in your composition.
- December 14** *Pet Portrait*
 Finally a contest where you can use a portrait of a pet.
- 2017**
January 11 *Warmth*
 A photo that will warm us up in mid-winter.
- February 8** *Wildlife*
 From an exotic place, or your backyard.
- March 8** *Past Prime*
 Show some element of decay.
- April 12** *Spring has Sprung*
 Show winter losing its grip.
- May 10** *Projected Image of the Year*



BOARD OF DIRECTORS 2016-2017

- President and Treasurer.....Pat McCormick
patrickmccormick_59@verizon.net
- Vice President and
 Print Group Co-Chair.....Rebekah Sokol
rebekah.b.sokol@gmail.com
- Vice President Julie Palyswiat
julie.palyswiat@nycap.rr.com
- Corresponding Secretary..... Bob Riccardo
bobric10@verizon.net
- Recording Secretary..... Colleen Magai
csm_pa@yahoo.com
- Directors at LargeKim Koza
kkoza@silhouetteimages.com
 and..... Connie Frisbee Houde
globalphotographer@me.com
- Webmaster Sean Sullivan
sullise@gmail.com
- Newsletter Editor Linda Tommasulo
focuseditor@icloud.com
- Annual Report Editor, Projected Image Co-Chair
 and Inter-Club Coordinator..... Sean Sullivan
sullise@gmail.com
- Print Group Co-Chair Ray Henrikson
henriksonr@beverwyck.com
- Projected Image Co-Chair and Field Trip
 Coordinator Co-Chair Brian Sherman
brian.sherman001@gmail.com
- Field Trip Coordinator Co-Chair..... Phil Olivo
philolivo@gmail.com
- Projected Image Co-Chair..... Jeff Plant
 Mentoring Group Chair Dave Bennett
studio_50@ymail.com
- Membership Chair, Photo Essay Group Chair
 Traveling Exhibit Coordinator and
 PublicityDow Smith
dowsmith323@gmail.com
- Judge Coordinator ChairRobert Coppola
b_coppola64@yahoo.com
- Smart Phone Competition Chair..Jenifer Wilkerson
jwilker@nycap.rr.com

REFRESHMENT COORDINATORS

- Judy Breslau..... *jbreslau@verizon.net*
 John Ogden..... *johnogden@verizon.net*



**There are LOTS of ways to connect with the
Schenectady Photographic Society:**

Website: www.spsphoto.org

Facebook: "Schenectady Photographic Society"

Meetup:

<http://www.meetup.com/Schenectady-Photographic-Society/>