



# FOCUS

Volume 87 - No. 2

[www.spsphoto.org](http://www.spsphoto.org)

October 2020

**EVENT  
NIGHT**

## PHOTO STACKING

*Plus Inspiration for 2020-2021 Photo Essay Competition*

*Jeana Caywood and Dow Smith*

*October 21, 2020*

On Wednesday, October 21, Dow Smith will start the evening with an overview of our 2020-2021 Digital Photo Essay competition, which is scheduled for March 17, 2021. As we were forced to do last season, we will be unable to include the Print portion of the competition. The focus will be on digital essays, which can be slide shows (with or without audio), video, or any manner of digital essay.

Hopefully many of you were in attendance at our 2019-2020 competition which aired via Zoom on Wednesday, September 23. See the winners on page 19.

This is a really fun competition and a chance to create something for yourself that you can share with your fellow SPS members. It is always suggested that you do a topic "near and dear" to you. Why? So you'll have it forever! Win or lose, your photo essay can be a treasured memory.

The rules are simple and can be found in detail on our website: [www.spsphoto.org](http://www.spsphoto.org) under "Competitions - Photo Essay - Competition Rules." One submission per member.

With our photo essays now being shown on the Internet, we have become aware of some copyright issues that Dow will address on October 21.

Dow is our Photo Essay Competition Chair and will be available to answer any questions, or provide any assistance you may need. You can reach him at: [dowsmith323@gmail.com](mailto:dowsmith323@gmail.com) or [photoessay@spsphoto.org](mailto:photoessay@spsphoto.org).

Following Dow will be our own Jeana Caywood telling us everything you always wanted to know about Photo Stacking. Here's what Jeana had to say about her presentation:

*Continued...*

## INSIDE THIS ISSUE

No Dues for Current Members .....	2
Message From the President .....	3
Virtual 2019-2020 Season Banquet.....	4
Our Virtual Season .....	5
10 Tips for Shooting Autumn Foliage.....	6-10
Leaf Peeping 2020 .....	11
Focus on Linda Tommasulo.....	12-15

Live and Learn: 2020 Odyssey of Light Seminar.....	16
Digital Image of the Year 2019-2020 .....	17-18
Digital Photo Essay 2019-2020! .....	19-20
Please Support our Sponsors.....	21-22
SPS Back to School .....	22
About SPS & Board of Directors.....	23
2020-2021 Season Calendar.....	24

## Photo Essay and Photo Stacking

(Continued from page 1)

"Last summer I had the amazing opportunity to travel to the furthest northeast portion of our amazing country; Lubec, Maine. The purpose of the adventure was an astrophotography/Milky Way photo workshop with Adam Woodworth; a photographer I had been tracking for several years. While there, Adam taught us his method on how to photo stack Milky Way photos. I was excited to learn and I am now excited to share what I learned. Along with astrophotography stacking, I will show you how to photo stack other objects as well.



© 2019 Jean Caywood

"The point of photo stacking is to produce a focused image from the foreground through the background in order to create a sharp photo. Photo stacking can be used on landscapes, macro, product, microscopy photography and more.

"In my presentation, I will go over some examples of images I created with photo stacking. I will explain the importance of equipment as well as software choices. Thank you so much in advance for the opportunity to share. I look forward to 'seeing' you all soon."

## NO 2020-2021 DUES DUE FOR '19-'20 SPS MEMBERS New Members Can Join This Season for \$20 (\$30 Family)



We're making you an offer you can't refuse. Join the Schenectady Photographic Society for our 89th year with full membership for \$20, and \$30 for a family (all residing at the same address). This lets you enter our twice-monthly judged competitions, and participate in our event nights with video presentations by skilled photographers. You will also be eligible to join the SPS Back-To-School Facebook page where you can post your photographs and receive member critique to help improve your skills. You can join by clicking on the button below. Note that this offer is to new members only, current members do not need to renew this season.

[Join Now](#)



## MESSAGE FROM THE PRESIDENT

Rich Schreiberstein

### We Walk Then We Zoom

Two meetings into our new season and we're beginning to iron out the Zoom kinks. Sean, our tech guru, just ordered a gently used kink iron off eBay at a reasonable price which will allow us to put a couple of chat rooms up during our October 7 meeting so we can do some schmoozing. Many of you mentioned how much you missed that, and I hope these chat rooms can provide what we are looking for. I'm not sure of all the technical aspects and by that, I mean I've owned a cell phone for several years and still have no idea how to retrieve voice messages or respond to a text.

I was unable to attend the first meeting, the digital image of the year competition. I did watch the video and was pleased with how smoothly it went. I was in on the photo essay competition meeting a few weeks back, and other than some sound problems, I thought it also went well...other than we couldn't see anyone, which the chat room enhancement should resolve. As we have no idea when we will be able to physically meet again, I like that each subsequent meeting gets incrementally better and smoother.

I encourage your participation in our meetings. In these strangest of times, we can use the camaraderie our passion for photography provides. I especially encourage our new members to participate in competitions. Some of you may be hesitant. We all were. There are many fine photographers in SPS, and they got that way because of compe-

tion. In the few years I've been a member, I've seen hesitant participants become competition winners. Our judges provide solid commentary and offer insight for improvement. I also encourage you to join our "SPS Back 2 School" Facebook page where you can submit your photos for critique as well as view and critique each other's work. This is always done positively. It's a snark-free environment, and you can learn a lot from the commentary.

I recently spoke with our contact person at First United Methodist Church where we have held our meetings for many years. I let them know that we would not be holding any in-person meetings for the 2020-2021 SPS season. Also, the SPS board of directors recently discussed holding a virtual end-of-season meeting for the 2019-2020 season. We have scheduled this for the last Wednesday of this month on October 28. See details on page 4. This, unfortunately, replaces our annual banquet where we traditionally announce our end-of-season awards. So, when you join the meeting you should have your beverage of choice available. Sean, however, will cut you off if you get rowdy.

*Rich*

## YOU'RE INVITED TO THE SPS 2019-2020 VIRTUAL END-OF-SEASON BANQUET

DATE: Wednesday, October 28 – 7 pm

WHERE: Wherever you want!

VIA: Zoom

ADMIT YOU

With the regular SPS regular Zoom meeting ID.



**MARK YOUR  
CALENDAR!**

## SPECIAL EVENT Wednesday, October 28 SPS 2019-2020 VIRTUAL BANQUET!

Remember the good old days when we could actually HAVE an end-of season banquet?  
Curious to know what the 2019-2020 end-of-season standings were for  
Print, General and Assigned Topic?

Well, the winners will be announced and will receive their “virtual ribbons” on  
Wednesday, October 28th.

Bring your own munchies and drinks, get ready to schmooze with fellow SPS members  
and enjoy the celebration.

Our Print and Digital Chairs, Alan Wiggins and Sean Sullivan will moderate.



### **MEMORIES... 2019 Banquet at O'Tooles**



All photos © 2019 Rich Schreiberstein  
All rights reserved.



# OUR VIRTUAL SEASON: 2020-2021

## by Sean Sullivan

Our first “official” SPS meeting for the 2020-2021 season is this Wednesday, October 7, at 7 pm. This will be our FIRST EVER COVID Digital Assigned Topic competition replacing our normal Print Competition for this season.

The images are in the judge’s hands and are now being reviewed.

During the last couple of Zoom meetings, there was some concern that members were not able to see or talk to each other. That’s because we were running them as “webinars” (same as if you were taking a webinar class with an instructor). This, unfortunately, has its pros and cons. Pros are that it’s easier to manage from my end and has a Q&A feature as well as the ability to get the judge online before the start of the meeting. Its major drawback is that attendees are unable to interact in anything other than chat. We know that SPS is more than watching images on the screen and hearing one person talk. It’s about interaction and talking with your fellow SPS members. We therefore will be switching to the default Zoom Meeting format.

When you log in on Wednesdays, you will see all the happy, smiling faces of our members. To avoid having 30+ people trying to talk at once, I will be creating at least two breakout rooms.

When you log in, you’ll enter the main meeting

room. You will be muted automatically. Once several members have logged on, I will push everyone (randomly) to these breakout rooms for a 15-minute chat session and you will be unmuted. You will not be able to leave the room until the meeting starts. At that time I will bring everyone back into the main room. Since it will be random, you may end up with different people in your breakout room each week. This helps avoid “cliques” and new members can be made to feel welcome.

When the meeting starts, I will mute you and bring everyone back to the main room. If you want to say something, you can just click the “Raise Hand” button at the bottom of the Zoom app window, and I will unmute you.

As this is the first time we will be running a meeting of this size using this process, please expect some procedural glitches. We hope to have it down pat by November. :-)

If there is enough interest, I can leave the meeting up for a while after the competition for an open chat.

The log-in information being emailed to all members will be good for ALL regular SPS meetings going forward, so you can bookmark it if you wish. I will open the meeting at 6:45 PM so we have time for everyone to go to breakout rooms. The meeting will start at around 7:05 PM.

**Sean Sullivan, Webmaster, is inviting you to our scheduled Zoom meetings.**

Topic: SPS General Meetings  
Time: 07:00 PM Eastern Time (US and Canada)  
Dates: See Calendar on page 24

CHECK YOUR EMAIL FOR INFORMATION ON THE ZOOM LINK.  
THIS LINK WILL BE THE SAME FOR ALL SPS MEETINGS.

# 10 TIPS FOR SHOOTING AUTUMN FOLIAGE

## A Checklist for Great Fall Color Photos • Featuring ROD PLANCK

Reprinted with permission from NIKON “Learn & Explore” Tips & Techniques -September 29, 2020. View the article [here](#).

All photos © Rod Planck, All Rights Reserved.



D3S, AF-S, NIKKOR 70-200mm f/2.8G ED VR II, 1/250 second, f/16 ISO 560,  
aperture priority, Matrix metering.  
© Rod Planck

tell me that the weather report calls for sun for the next seven days,” Rod says, “but that’s not good news.” In autumn, sunlight is desirable only early and late, when it’s essentially sidelighting. “An overcast day is best—first, because you can shoot all day long, and second because the light is soft and even.” But doesn’t overcast mean that the intensity of the color is decreased? Nope, not at all; in fact, just the opposite: autumn colors are saturated colors, and they contrast nicely with a gray day. While a bit of gray sky is okay in your photo, remember to avoid expanses of uninteresting white sky. What’s often best is cloud cover illuminated by sunlight; the first photo (left) is a nice example of that.

### Location

“It’s everything,” says nature photographer Rod Planck, who ought to know: his fall color photo tours sell out faster than any other tour or workshop he offers, which is a testament to the image opportunities and overall inspiration of fall color. If you’re thinking of focusing a photography vacation around the colors of autumn, or just want to spend a day or two in pursuit of the season’s hues, Rod suggests three major regions to consider: the New England states; the Colorado Rockies; and the upper Midwest of Michigan, Wisconsin and Minnesota (all the photos here were taken by Rod in his home state of Michigan). If you live elsewhere, your best bet is the website of your state’s tourism board for timely, peak fall color information, perhaps even a fall color hotline. And yes, there are apps for fall color’s best times and places; Google will reveal all.

### Light

Not all things need be, or should be, photographed in bright sun. “People at the autumn tours will often

### Exposure

Rod uses Matrix metering for everything, regardless of sunshine or clouds, then checks the histogram to make sure no highlights are being clipped. “I’ll check the LCD to see what I’m getting and dial in some exposure compensation if I need to increase or decrease saturation.” Another exposure setting tip: “Cloud cover will give you less light, and because you’re photographing landscapes, generally you won’t want to sacrifice depth of field by opening up the aperture, so I suggest pushing the ISO to keep your depth of field at a good setting while maintaining a high shutter speed if you’re hand-holding the camera.”

### Support

“But I use a tripod for everything, so shutter speed isn’t usually an issue. If it’s calm weather, I’ll shoot at the lowest ISO setting and not really care how long the exposure is.”

*Continued...*




# 10 Tips for Shooting Autumn Foliage

(Continued from page 6)

## Elevation

One of the things that'll give you a sense of the expanse of an area and the color that fills it is height. "A lot of locations afford the opportunity to drive up and get above the color," Rod says, "and when you can do that it gives you a grander feel for how much color there is in the area." Search out what Rod calls "the famous overlook" in any area of fall color. "There'll usually be one, and there'll be lots of people photographing there every morning." Rod often seeks elevations that give him a straight-on view of a fall color array, as in the second photo (below), for which he was up high enough to look straight into central portions of the trees. "I take advantage of anything I can—a stump, rocks, hills. I've stood in the back of a pickup truck." And don't forget to look down, too. "Late in autumn, the forest floor is as colorful as the treetops were," Rod says, and offers the third image (below, bottom) as an example.



D3S, AF-S, NIKKOR 70-200mm f/2.8G ED VR II, 1/2 second, f/16, ISO 200, aperture priority, Matrix metering.

© Rod Planck



D3S, PC-E Micro, NIKKOR 85mm f/2.8D 1.6 seconds, f/22, ISO 200, aperture priority, Matrix metering.

© Rod Planck

## Water

Streams, creeks, ponds and rivers can become magical in the fall. Rod sets the scene: "There's a maple tree on one side of the stream, and you're on the other side in the shadow. The maple gets sunlight on it and it reflects yellow into the stream in front of you; everything else is reflecting blue from the sky." When the leaves are turning, the spot you'd just pass by at any other time of the year becomes a great photo location as water gives you reflections, contrast and, with long exposures, texture.

## Lenses

Rod's an advocate of the "power of longer lenses." All the photos here were taken with 85mm, 70-200mm and 300mm NIKKOR glass.

## Fog and Mist

They can soften and mute colors, but they add mood, atmosphere, even mystery. The fourth image (below) is a rather straightforward capture of morning mist rising from a lake, while the fifth (page 8) is a bit more complex: "The trees were just starting to get some sunlight, and I focused the camera on the foreground reflections, which are still in the shade, so the mist is a different color temperature, and the bottoms of the trees are still in shadow."



D3S, AF-S, NIKKOR 70-200mm f/2.8G ED VR II, 1/6 second, f/16, ISO 400, aperture priority, Matrix metering.


© Rod Planck

*Continued...*



# 10 Tips for Shooting Autumn Foliage

(Continued from page 7)



D3S, AF-S, NIKKOR 300mm f/4D IF-ED, 1/10 second, f/16, ISO 400, aperture priority. Matrix metering.  
© Rod Planck

## Subtleties

Consider some close-ups that are related to autumn but not to the season's bright colors, like the image of mushrooms growing on the side of a tree (right), or the photo of a milkweed seed pod with seeds being dispersed by the wind (below). "This is color that fall brings to particular plants," Rod says, "and the photos were taken during peak times of color in the area. Fall color is an excuse to go out in the woods; it doesn't mean that everything you photograph has to be defined by colorful leaves."



D3S, PC-E Micro, NIKKOR 85mm f/2.8D 1/2 second, f/22, ISO 280, aperture priority, Matrix metering.  
© Rod Planck



D300, AF-S, NIKKOR 300mm f/4D IF-ED, 1/5 second, f/16, ISO 400, aperture priority, Matrix metering.  
© Rod Planck



D3S, AF-S, NIKKOR 70-200mm f/2.8G ED VR II, 1/20 second, f/16, ISO 400, manual exposure, Matrix metering.  
© Rod Planck

*Continued...*



# 10 Tips for Shooting Autumn Foliage

(Continued from page 8)




D3S, AF-S, NIKKOR 70-200mm f/2.8G ED VR II,  
2.5 seconds, f/16, ISO 200, aperture priority,  
Matrix metering.  
© Rod Planck

## Explore

“Fall is a great time to drive around to look for spots where there’s color,” Rod says. “You’ll find places to photograph right then, and you’ll locate other spots to come back to later on, and in later years—your own private, favorite spots. You can spend the entire day out in the woods during those cool, clear, crisp days of color. Twilights are better, the sun’s at a lower angle for a longer time, sunsets are intense. The autumn light will bring color and texture to a lot of things. Fall is an awesome time to be out all day long looking for beautiful photos.”



D300, PC-E Micro, NIKKOR 85mm f/2.8D 0.8 seconds, f/16,  
ISO 200, aperture priority, Matrix metering.  
© Rod Planck



D3S, PC-E Micro, NIKKOR 85mm f/2.8D 1/4 second, f/16,  
ISO 400, manual exposure, Matrix metering.

© Rod Planck

*Continued...*

# 10 Tips for Shooting Autumn Foliage

(Continued from page 9)



## ABOUT US

### A Message From Rod Planck

I have been involved in the nature photography industry for over 25 years. My interest in and love of the natural world has spanned a lifetime. In my late teens, I began using a camera as a creative tool to communicate to others what inspired me in nature. The images resulting from this creative expression spawned a successful freelance nature photography business run primarily by my wife, Marlene.

Over the years my images have appeared in such magazines as *Audubon*, *Sierra*, *Natural History*, *Backpacker*, *Birder's World*, *National and International Wildlife*, and *Ranger Rick*, and in numerous calendars and textbooks. My work has also been featured in print advertisements with such clients as Nikon, Fuji, and Kodak, and also in television advertisements.

I've written instructional articles and had portfolio pieces that have appeared in *Birder's World*, *Nature's Best*, *Photolife*, *Outdoor and Travel Photography*, *Shutterbug*, *The Nature Photographer* and *Outdoor Photographer*. My images have appeared in many fine coffee-table books, including *The Nature of America*, *Birds of North America*, *The Spirit of the North* and *Wild Michigan*.

Marlene and I are as enthusiastic about teaching others about nature photography as we are about being in the field ourselves. We have led and conducted hundreds of nature photography tours, workshops and one-day seminars throughout North America and as far away as Antarctica.

Although my photographs have been published widely, my inspiration for making beautiful images has always been purely non-commercial. My inspiration springs forth from my experiences in the field—being out in the wild, gaining an understanding of my subjects, and engaging my creative capacity.

My experience in the field has led to an ever-increasing understanding of my subjects and a deep respect for the natural world. This forms the basis of my passion for nature photography. As a result, my programs do not contain images of captive animals from game farms or zoos, nor has the computer been used as a tool for manipulating my images.

Marlene and I currently live in a log home on two hundred acres in Michigan's Upper Peninsula. We are in the process of managing this property with the goal of conducting personalized nature photography workshops here.

### Rod Planck Photography

PO Box 100 • McMillan, MI 49853

(906) 293-3339 • [office@rodplanck.com](mailto:office@rodplanck.com)

You can view a gallery of Rod's images from all seasons of the year and find information about his workshops and tours at: [www.rodplanck.com](http://www.rodplanck.com).

Check out Nikon's products, as well as their many learning opportunities at

[nikonusa.com/en](http://nikonusa.com/en) and  
[nikonusa.com/en/learn-and-explore/education.page](http://nikonusa.com/en/learn-and-explore/education.page)



# LEAF PEEPING 2020

Yes, you CAN get out with your camera and shoot. So far, fall colors look promising in our area. Sunny days and cool nights are the right formula for striking fall foliage. Let's just hope we get the right amount of rain and no wind until November!

Linda A. Tommasulo  
PHOTOGRAPHY

© 2019 Linda A Tommasulo. All Rights Reserved.

I Love NY Fall Foliage Report.  
Access the latest updates here:

<https://www.iloveny.com/things-to-do/fall/foliage-report/>



**You don't have to go too far to get some beautiful fall photos.  
Here are a few suggestions right in our area:**

- Washington Park, Albany
- Albany Pine Bush Preserve
- Peebles Island State Park
- Thatcher State Park
- Saratoga Spa State Park and National Cemetery

**Want to head north to the Adirondacks for some really spectacular color? Here are five scenic driving routes in the Lake George Region courtesy of [LakeGeorge.com](http://LakeGeorge.com):**

- Route 9 North
- Prospect Mountain
- Bolton Landing
- Top of the Works
- Route 149

**Or head South to the Catskill region and beyond with great tips from [visitthecatskills.com/fall](http://visitthecatskills.com/fall).**

**Ready to venture a bit further, here are some personal suggestions:**

## **Harriman State Park**

<https://bearfoottheory.com/the-ultimate-guide-to-harriman-state-park-new-york/>

I suggest you go during the week. Traffic is usually at a crawl all through the park during "peak."

## **Adirondack Mountains**

<https://visitadirondacks.com/what-to-do/fall-foliage>

There are too many great spots to mention here, but check out the website and plan your trip.



Linda A. Tommasulo  
PHOTOGRAPHY

© 2019 Linda A Tommasulo. All Rights Reserved.

# FOCUS ON

## Me! (Linda Tommasulo)

All photos in this article © Linda A Tommasulo. All Rights Reserved.

An amateur photographer since childhood (like my Dad), I can still remember my first camera: a Brownie! Yes, it was actually brown. Then I graduated to a Kodak Instamatic...flash cubes and all. A favorite early camera was my Minolta Himatic F and then my Canon A710IS and G11 which I always carried in my purse.

I think I was always interested in photography, since my dad's camera was front and center at every family gathering. In fact, he gave each of his children photo albums when they got married that

chronicled their lives from birth to marriage. Mine was the nicest! But, then again, I was daddy's (only) little girl!



Initially, like all kids I suppose, I chronicled my life with my camera. Sadly, in those days I wasn't a very good photographer. But, then again, it wasn't a very interesting life!

I grew up on Long Island and graduated high school with a "trade," like my parents insisted. I immediately went off to work as a secretary. The big turning point was when I was hired by a very ambitious and hard-working man named Stanley Benerofe. I hitched my wagon to his star and my career flourished. He believed in me and encouraged me to further my education. As a result, most nights and weekends were spent in class and/or studying for an Associates Degree (Accounting) and, finally, an MBA. This was a big turning point in my career and my life. The little girl from Wan-

tagh (who had already married and divorced and was living in Westchester County), really could accomplish something! My subconscious inferiority complex eventually evaporated. But, as my career took off, time for photography took a back seat. After following Stanley to a number of different companies, we ended up at a division of Avnet, Inc. that manufactured trophy component parts (and eventually other Avnet divisions). I rose from secretary to Operations Manager to VP Operations and did a lot of traveling: in the US to our manufacturing and warehouse locations (IL, CA, TX, RI and IN), and then to Europe (UK, France, Germany, Belgium) and the Far East (Japan, Taiwan and Hong Kong). Sadly—once again—I wasn't a very good photographer back then. How I wish I knew then what I know now!

In 1995 things took an unexpected turn. After 18 years with Avnet, and for the first time in my life, I was unemployed. Vowing never to work for a big company again, Stanley and I eventually bought a small digital printing company. While Stanley was immersed in consulting work, I ran the shop. It was back to school again at Westchester Com-

munity College learning Quark Express, Illustrator and Photoshop. And life gave me a bit more time to explore the world of photography once again.

With corporate life behind me, my interest in what I would call "real photography" began with attendance at a number of seminars in New York's Adirondack Park, followed up by several workshops with renowned macro photographer, Nancy Rotenberg. Photo impressionism workshops led by John Wazeter at the New York Botanical Garden piqued my interest in in-camera techniques such as multiple exposure and photo montage; and a nature photography program at Westchester Community College taught by my recently de-

parted friend, Elinor Stecker-Orel was the impetus for my interest in landscape and nature. Additional workshops with professional photographers such



An early photograph of my Dad, probably taken with the Kodak Instamatic.



## Focus on Linda Tommasulo

(Continued from page 12)

as Mark Bowie (Adirondacks), Alan Dietrick (Chanticleer Gardens), Joe Brady (Cape Cod) and Tom Murphy & Pete Bengeyfield (Yellowstone National Park) further enhanced my techniques in nature/landscape photography.

A former member of the Westchester Photographic Society (WPS) and Bronx Photographic Society for many years, I honed my skills with the help and inspiration of fellow club members through field trips, presentations, exhibits and competitions. Earning my way up to the top ("Salon") group after only 2-1/2 years, I proudly ended my first WPS Salon competition year in first place.

Initially I started my "serious" photography with an analog Minolta X700. I especially loved the fact that I could do multiple exposures in camera. And imagine my surprise when I learned how to sandwich slides to create an "Orton image." When the world went digital, I remained with my Minolta until Canon introduced their full-frame digital camera, the 5D. It was perfect for my macro photography. Later I added a Canon 40D to get the "reach" for my nature and wildlife images (i.e., Yellowstone). With Canon, my 100mm lens was the favorite; that, along with my 180mm macro and 100-400 and a standard 24-70 rounded out my bag.

Having retired and relocated to the Capital District in 2012, I immediately joined SPS and the Greene County Camera Club. As you may know, I have been the SPS newsletter editor and now VP for a few years.

Finally, after surgery on both hands (tendinitis), I knew it was time to downsize. Honestly, it was more difficult selling off my Canon equipment than it was selling my house in Westchester! (Anyway, I still have the 5D and my 100mm Macro lens although, admittedly, they don't get much use.) It took a good deal of research before I settled on Olympus. I initially purchased the micro 4/3 OM-D E-M1 and have upgraded to the Olympus OM-D E-M1 Mark II and Mark III. I also have an OM-D E-M10 Mark II that was recently converted to Infrared. In addition, some LensBabies that I haven't yet perfected, and a recently-purchased NiSi close-up lens round out my current camera bag.

My Olympus lenses are the 30 and 60mm macro, 12-40, 14-150 and a Lumix 100-300. I would like to eventually add a wider angle lens for landscapes. I enjoy post processing (Lightroom and Photoshop), photo manipulation, and working with NIK and Topaz.

I must credit my style to the late Nancy Rotenberg, with whom I took a number of macro workshops. When I'm behind the camera she's still in my head. I called her a "photo evangelist." Nancy was the most talented, energetic and inspiring photographer I ever met; and I am thrilled to hear her mentioned by many of the great photographers during webinars I have been attending. I think my initial macro training has taught me to see differently... to look at the images within...the smaller details. Camera in hand or not, I still appreciate all the little things around me.

In addition, my friend Elinor Stecker-Orel, who just recently passed away at age 92, was a constant inspiration. A former editor of *Popular Photography*, her talents far exceeded her skills behind the camera. Always pushing the boundaries of her craft and exploring numerous other creative outlets in which to celebrate her talents. Elinor was, by far, the most creative person I have ever met.

And, of course, I must credit the late Stanley Benenrofe who bought me my Minolta Himatic F when I moved to Westchester after my divorce, and was my constant photo companion for many decades. I always say, "He made me me." He was my biggest fan and my harshest critic.

I don't travel very much now, so being a homebody has worked well during the pandemic. And my dogs, Shyla and Sunny, really appreciate that! In "lockdown" I have been OD-ing on photography webinars, tutorials and seminars. Always willing to learn something new and hone my skills.

This season going virtual has been a challenge for the Board, but we're getting our act together. It is sad that our club was thriving when the pandemic hit: with increased membership and participation. It is our goal to keep the momentum going as best as we can. I am honored to be a part of a very dedicated group of people who will do whatever it takes to guide the Schenectady Photographic Society into 2021 and beyond.

*Continued...*



## Focus on Linda Tommasulo


(Continued from page 13)

Since many of you are familiar with my recent images, I'll share some of my favorite "historical" ones...



© 2005 Linda A. Tommasulo

I actually gasped when I sandwiched two slides and saw this Orton image. Sadly, the judge asked if we could "run the focus."



© 2005 Linda A. Tommasulo

This blue spruce photo was taken at the New York Botanical Garden. I entered it into our Assigned Topic competition which was "Blue" and the judge's comment was, "It looks green to me!"



© 2008 Linda A. Tommasulo

I knew entering this photo in competition was a risk, but I loved the capture of the out-of-focus player against the illuminated sign at Madison Square Garden. Yes, it was a risk. I got a 6!



© 2008 Linda A. Tommasulo

On the bus in Yellowstone I yelled, "Bear" and the driver screeched to a halt. I had my 100-400 on my Canon 40D all set, jumped out and hand held this shot. Everyone else was setting up their tripods as the bear walked away. In competition, I was told to crop in at the bear, but I definitely disagree.



© 2004 Linda A. Tommasulo

*Continued...*



# Focus on Linda Tommasulo

(Continued from page 14)



Photo ©2001 Linda A. Tommasulo



© 2014 Linda A. Tommasulo

Much to my surprise, Steve LaPointe, our CBS6 weatherman, featured my Albany Tulip Festival photo on the evening news!



© 2007 Linda A. Tommasulo

I was shocked when my niece came to visit, put my grand-nephew on the floor and He Walked! My old Canon was too slow to stop the motion, but I like it that way.

Probably my first composite. I was inspired to put this together on September 12, 2001. When people inquired about buying a poster, I printed numerous digital copies and sold them, raising funds for the New York Police and Fire Widows & Children's Benefit Fund.



© 2020 Linda A. Tommasulo

More recently I enjoy creating and "playing with" textures to transform my photos into more artistic renderings.



© 2014 Linda A. Tommasulo



# LIVE AND LEARN



Maryland  
Photography Alliance

## 2020 “Odyssey of Light” Webinar

**Saturday, October 17, 2020 and Sunday, October 18, 2020**

**9:00 AM — 12:00 PM EST Each Day**

**4 Great Speakers — 4 Great Topics— 1 Great Price**

### **SATURDAY**

**Saturday, October 17—9:00 AM EST**



**Eileen Rafferty's** presentation, *“Seeing in Black & White”*, explores the world of B&W images with an emphasis on visualizing a scene through greyscale eyes. Eileen will demonstrate tools to creating more intriguing B&W photographs. Eileen is an artist and educator who travels the country teaching Creativity and Photographic History. She is also a freelance video editor, an Adjunct Professor, and owns a Creative Consulting business. Her artwork combines a lifelong study of Photography to create mixed media, video, drawings and photographs.

**Saturday, October 17—10:30 AM EST**



**Stephen Johnson's** presentation is, *Capturing the Beauty of the “Real” World*, with a particular emphasis on modern environmental photography styles folded into Photoshop's perceived ability to enhance reality. Stephen is a 14-year “Canon Explorer of Light” who has been photographing since 1973. He is internationally recognized as a digital photography pioneer through his landscape photography, writing, designing, and teaching. Stephen is well known for his passionate lectures and deep love for the traditions of photography.

### **SUNDAY**

**Sunday, October 18—9:00 AM EST**



**Kristi Odom's** presentation, *Photographing Wildlife with Passion*, takes you on a journey to see beauty in wildlife both near and far from home. She will give tips and tricks on how to get more emotion in your wildlife photography, creating a more impactful image. Kristi is an internationally acclaimed photographer and a “Nikon Ambassador.” Wildlife is her biggest passion. Kristi's work focuses on connecting people emotionally to animals and celebrating the connection to the natural world. Her work has been exhibited at the Smithsonian Museum of Natural History and featured by the Washington Post, Microsoft, Forbes, Nikon, and Rollingstone.com.

**Sunday, October 18—10:30 AM EST**



**Ian Plant's** presentation, *Creative Photography Techniques – Making Ordinary Extraordinary*, will teach you that photography is more than finding beautiful things to photograph. Ian is a world-renowned professional photographer who travels the globe seeking out amazing places to photograph. Ian has reached hundreds of thousands of people around the world in his mission to inspire and educate others in the art of photography. Ian is a frequent contributor to many leading photo magazines and the author of numerous books and instructional videos.

# \$49

**Price Includes**

**a \$30 Nations Photo Lab Gift Card**

*Tickets are going fast, so register today.*

Click here for  
info or to register



**[www.mdphotoalliance.org/odyssey](http://www.mdphotoalliance.org/odyssey)**



DIGITAL IMAGE OF THE YEAR  
2019-2020

D  
I  
O  
T  
Y



"Love Triangle"  
© 2019 Linda Tommasulo

Honorable Mention



"Milkweed Explosion"  
© 2019 Barb Lawton



"Tundra Wolf, Shaking"  
© 2019 M-J Adelman



# DIGITAL IMAGE OF THE YEAR 2019-2020

D  
I  
O  
T  
Y



"Fingertips"

© 2020 Nancy Pfuntner

Check out these winning  
images and more  
competition photos on  
our website:

[www.spsphoto.org](http://www.spsphoto.org)

## Judge #2 Harvey Augenbraun

My interest in photography started when I was a teenager and my father brought home a Canon FTb SLR camera. It became serious when I joined the Westchester Photographic Society over 35 years ago. Since then I have held many offices in the club including president. I worked my way up the ranks to the salon group in prints, slides and now digital images. I also belonged to the Bronx Photographic Society where I served in various offices including president and competition chair. I have won top honors in prints, slides and digital competition in both clubs and two gold medals and a Judge's Choice award at the New England Camera Club Council's Annual Conference. I have been judging and presenting in the local area for over 40 years. My wife (Anastasia) and I moved to Rock Hill, South Carolina about three years ago and we are both active members of the Charlotte Camera Club where I am on the Board of Directors.

## Honorable Mention

### Judge #1 Anastasia Tompkins

I often say I picked up a camera 29 years ago and have yet to put it down! Growing up in Paris, the daughter of a journalist, I was fortunate to have traveled a good deal, and that ever present wanderlust continues to inspire my work and my life. Every new place I explore, every new culture I experience and all of the interesting people I meet around the world have a profound impact on my life and my art. People frequently ask, "What do you like to photograph?" and my answer is always, "Everything." Just drop me somewhere with my camera and I will make art.

My work takes many forms and each one has a special and unique place in my world. I enjoy the skill and precision it takes to execute a straight wildlife photograph as much as I love the relaxed creativity needed to produce a bold colorful abstract. My work crosses every boundary from traditional black & white to edgy, large-scale pieces. The possibilities are endless, and each time I look through my viewfinder I am inspired and motivated.



"Fork in the Road"

© 2020 Joan Heffler

Our first Zoom digital competition!

Thanks to Sean Sullivan and the  
SPS Board of Directors who spent a  
great deal of time over the summer  
months to make this happen.



# DIGITAL PHOTO ESSAY 2019-2020

## PHOTO ESSAY

### WELCOME TO NEW YORK

(vessel and High Line  
June 28, 2019)



**First Place**

"Welcome to New York"

© 2019,2020 Linda Tommasulo



### There Is Beauty In The Ordinary Street Scenes and Clotheslines In Portugal

**Second Place**

"There is Beauty in the Ordinary -  
Street Scenes and Clotheslines in Portugal"

© 2019, 2020 Phil Olivo




CELEBRATING...

**SARATOGA**  
MOTORCAR AUCTIONS

**Third Place**

"Celebrating...Saratoga Motorcar Auctions!"

© 2019, 2020 Dow Smith



Continued...

# DIGITAL PHOTO ESSAY 2019-2020


Our Judge, Cindy Schultz:

## Visual Storyteller


I'm an independent photographer based in Albany, NY. Without a doubt, the best part of my job is meeting people from all walks of life and visually telling their stories. Originally from Minneapolis, a staff position with the Albany Times Union brought me to the East Coast by way of Michigan. Politics rule the day in this capital city, and I've witnessed history in the making while covering the statehouse. After nearly 20 years with the Capital Region's largest publication, my sense of adventure took over, and I headed for the Last Frontier. For two summers, I worked in Alaska as a photography guide leading small group tours and workshops. Today I am a regular contributor to local and national editorial publications. I also collaborate with small businesses, nonprofits and bridal couples. My work has been recognized by the Associated Press and National Press Photographers Assoc. and has been exhibited regionally. A participant in the prestigious Eddie Adams Workshop, I hold a journalism degree from the University of Minnesota where I graduated magna cum laude.

## Client List

- The New York Times
- The Wall Street Journal
- The Buffalo News
- Reuters
- Deseret News
- Catholic News Service
- The Evangelist
- Adirondack Explorer
- Chilkat Valley News
- Women@Work Magazine
- LION Magazine
- Union College
- The College of Saint Rose
- The Tang Museum at Skidmore College
- Albany Institute of History and Art
- City of Albany
- AARP
- Legatus
- Schenectady Business & Professional Women
- Freihofer's Baking Company Inc.
- Troll Beads



P  
H  
O  
T  
O  
  
E  
S  
S  
A  
Y



Check out more of Cindy's storytelling on her website:

<https://cindyschultz.photoshelter.com>



# PLEASE SUPPORT OUR SPONSORS!

**PHOTO & VIDEO**  
**Hunt's**  
EST. 1989

[www.huntsphoto.com](http://www.huntsphoto.com)

**Hunt's**  
EDUCATION

[edu.huntsphoto.com](http://edu.huntsphoto.com)

Hunt's Photo and Video offers a wide array of classes, workshops, and photo adventures, located in our classrooms, or several picturesque locations inside and outside of the United States.

Socialize with us for the latest events and specials.

 [@huntsphotovideo](https://www.instagram.com/huntsphotovideo)

 [@huntsphoto](https://www.facebook.com/huntsphoto)

**For Camera Club Specials...**  
**Ask for Alan Samiljan, at (781) 462-2383.**  
**His hours are usually 8:30-5:00pm,**  
**Monday, Tuesday, Thursday, & Friday.**

**Leave a message or send an email**  
**([asamiljan@huntsphoto.com](mailto:asamiljan@huntsphoto.com)),**  
**and he'll get right back to you.**



**New Camera's Alert!**

**Canon 90D, Sony A7R4, and just**  
**announced to be released, Nikon D6!**

## HUNT'S PHOTO EDUCATION

### Online Courses

In response to COVID-19 and recommendations by the CDC of social distancing, Hunt's Photo Education is presenting our new series of online classes! Here are a few details:

**Registering**— After you register for any class, you will receive a confirmation email that will include information about how to access the online class, including an online ID code.

**"You Are Being Recorded"**— We will be recording these classes! The video will be available for download about 24-hours after the class for all attendees.

**Can't attend the class?**— If you can't attend the class, but still want the video, no problem: Just sign up for the class and you'll get the links emailed to you!

**Want to get this class after it's been run?**— We have an online store where you can purchase all our previously run classes here: <https://edu.huntsphoto.com/buy-previous-courses/>

**No online classes should be shared and cannot be shared in a public environment, including with camera clubs**— The online content is the copyright of Hunt's Photo Education and/or the Instructor. Please support our education team and instructors by not sharing this material! We appreciate your support, and it's thanks to that support that we are able to continue producing content!

**Hunt's offers a variety of online workshops, as well as Photo Walks and Adventures. Here are the online offerings for October:**

### **Food Styling & Lighting (and Live Demo) with Emily Hojnowski**

**Friday October 16th, 7-8:15pm EST**

Featuring a live demo of the basic elements of food photography- Styling and Lighting

Recommended prerequisite:

Basic understanding of Aperture, Shutter, ISO & Exposure

### **Digital Photography Basics 1- Exposure, The Big Three Settings, Modes, and More** **Monday October 19th, 7-8:15pm EST**

We recommend you take this class if you have a DSLR or mirrorless camera.

"Bridge" cameras are also acceptable.

Instructor: Emily Hojnowski

### **Adobe Lightroom Classic, Part 1- File Management in Lightroom** **A Primer on Organizing Files in the Library Module in Lightroom**

**Wednesday October 21st, 7-8:15pm EST**

Instructor: Ray Levesque

This course focuses on how to organize your images for quick retrieval via keywords, ratings, and more, as well as giving a description on how to consider organizing your photos on your computer.

### **Digital Photography Basics 2 - Focus, Lenses, Depth of Field, RAW and More** **Monday October 26th, 7-8:15pm EST**

We recommend you take this class if you have a DSLR or mirrorless camera.

"Bridge" cameras are also acceptable.

Instructor: Emily Hojnowski

### **Color Management - Monitors, Profiles, Color Spaces, and More!**

**Thursday October 29th, 7-8:30pm**

We will be discussing computer concepts, along with editing in Lightroom/Capture One.

Instructor: Ray Levesque

Check out their complete offerings, and access to previously-run courses:  
Hunt's Photo Walks, Workshops  
and Adventures:

<https://edu.huntsphoto.com/>

PLEASE SUPPORT OUR SPONSORS!

# CAMERA ODYSSEYS

*Travel like a Journalist, Live like a Native, Shoot like a Professional*

[www.cameraodysseys.com](http://www.cameraodysseys.com)

917.992.1453

- Bruce Byers - a professional photographer. A guide with a wealth of photographic knowledge, stories and humor – all at your daily disposal.
- My overall experience as member of the travel/photography workshop was above par. Having a guide with Bruce's skills and background makes for an excellent experience and adventure!


Join us on one of our exciting worldwide **photographic adventures**.

**Cuba Starts Dec 2020**

**Nepal and Bhutan April 2021**



**FRAME  
DESTINATION®**



Your art's in the right place.™

**ALL FRAMES CUSTOM MADE IN THE USA**

- Wood & Metal Frames
- Mat Boards
- Mount Boards
- Acrylic & Glass
- Clear Bags for Matted Prints
- Tape/Tissue
- Stretcher Bars & Floater Frames
- Photo Corners

**FRAMEDESTINATION.COM • 972-479-1188**

## ***SPS members can get 10% off all their orders with Frame Destination!***

You must be a registered user of the Frame Destination website as a SPS member. (Note: The discount is not valid with other discounts, and will not work for non-members.)

To become a registered SPS member on our website follow these steps:

1. Click "Login" in the upper right of section of our site - <https://www.framedestination.com>
2. Click "Create an Account" in the middle of the page.
3. Chat or send an email to [info@framedestination.com](mailto:info@framedestination.com) saying you are a registered user and need your account set for SPS membership.

To see how easy it is to order custom frames on our website you can check out the video "How to Order a Custom Picture Frame..." in our video gallery: [framedestination.com/video-gallery](https://www.framedestination.com/video-gallery). To learn more about us you can check out our About Us Video here: <https://www.framedestination.com/about-us>

## **SCHOOL IS IN SESSION At SPS Back To School on Facebook**



<https://www.facebook.com/groups/sps.back.to.school>



# ABOUT THE SCHENECTADY PHOTOGRAPHIC SOCIETY



For more than 89 years, the Schenectady Photographic Society has been the meeting place of photographers of all levels—from beginners to serious amateurs to professionals—with the goal of exploring and sharing their love of photography. Members throughout the Capital Region meet primarily on Wednesday nights to engage in various competitions (print, projected, photo essay and more), enjoy member round-table discussions, guest speaker presentations and hands-on mentoring to further their knowledge, creativity and inspiration. Occasional field trips\* give us the opportunity to expand our photographic vision; and frequent exhibits\* in the local area allow us to share that vision.

In addition to our monthly print\* and projected competitions, we are challenged with an assigned topic—encouraging participants to venture out of their comfort zones. Members participating in competitions receive specific commentary and suggestions to take their images to the next level. Don't wish to compete? That's OK too. Observing competitions is always an inspirational and learning experience.

The Schenectady Photographic Society is an enthusiastic and energetic group. Our camaraderie is infectious. Check out our calendar on the last page (season runs from late September to mid-May) and join us! Visitors are always welcomed...especially those who have a passion for photography.

*It's not about being better than everyone else...  
it's about being better than you were.*

\*Postponed for the 2020-2021 season due to Covid-19.

## SPS BOARD OF DIRECTORS 2020-2021

President ..... Rich Schreiberstein

**[president@spsphoto.org](mailto:president@spsphoto.org)**

Vice President ..... Linda Tommasulo

**[vp@spsphoto.org](mailto:vp@spsphoto.org)**

Treasurer and Director at Large ..... Pat McCormick

**[treasurer@spsphoto.org](mailto:treasurer@spsphoto.org)**

Recording Secretary ..... Colleen Magai

**[secretary@spsphoto.org](mailto:secretary@spsphoto.org)**

Newsletter Editor ..... Linda Tommasulo

**[newsletter@spsphoto.org](mailto:newsletter@spsphoto.org)**

Webmaster & Annual Report Editor... Sean Sullivan

**[webmaster@spsphoto.org](mailto:webmaster@spsphoto.org)**

Membership Chair: ..... Sonya Ward

**[membership@spsphoto.org](mailto:membership@spsphoto.org)**

Print Group ..... Phil Olivo & Alan Wiggins

**[printchair@spsphoto.org](mailto:printchair@spsphoto.org)**

Digital Group..... Sean Sullivan & Joe Cotroneo

**[digitalchair@spsphoto.org](mailto:digitalchair@spsphoto.org)**

Photo Essay ..... Dow Smith

**[photoessay@spsphoto.org](mailto:photoessay@spsphoto.org)**

Judge Coordinator ..... Jeana Caywood

**[judging@spsphoto.org](mailto:judging@spsphoto.org)**

Field Trip Coordinator ..... Joe Cotroneo

**[fieldtrips@spsphoto.org](mailto:fieldtrips@spsphoto.org)**

Communications ..... Dow Smith,

Linda Tommasulo & Sean Sullivan

**[communications@spsphoto.org](mailto:communications@spsphoto.org)**

### **LUBA RICKET CREATIVITY COORDINATOR**

Joan Heffler

### **TRAVELING EXHIBIT COORDINATORS**

Bert van Grondelle, Jerry Boehm,  
Rich Schreiberstein and M-J Adelman

**[travelingexhibit@spsphoto.org](mailto:travelingexhibit@spsphoto.org)**

### **REFRESHMENT COORDINATORS**

Judy Breslau & John Ogden



### **Connect with the Schenectady Photographic Society:**

Website: **[www.spsphoto.org](http://www.spsphoto.org)**

Facebook Group: **<https://www.facebook.com/groups/schenectadyphotographicsociety/>**

Facebook Page: **<https://www.facebook.com/schenectadyphotographicsociety/>**

Instagram: @schenectadyphotographic

**THE FOCUS NEEDS YOU!** For articles, suggestions, and member profiles (bios/photos).

Contact Linda at **[newsletter@spsphoto.org](mailto:newsletter@spsphoto.org)**.

# SCHENECTADY PHOTOGRAPHIC SOCIETY VIRTUAL 2020-2021 SEASON CALENDAR

*Meetings start at 7pm via Zoom. Members will receive appropriate link to sign in.  
This schedule is always work in progress and is subject to change!*

**Note:** All competitions are DIGITAL. For Assigned topics, with the exception of October, images must have been taken on or after May 1, 2020. October Assigned Topics must have been taken on or after May 1, 2019.

Images which previously placed (in print or digital) may NOT be resubmitted.

Members may enter a total of four (4) images, no more than two (2) in any one category.

Deadline for submission of digital images is midnight on Saturday before the competition date—no exceptions!

## September, 2020

9/16/20.....2019-2020  
*Digital Image of the Year Competition*

9/23/20.....2019-2020  
*Digital Photo Essay Competition*

## October, 2020

10/7/20..... *Assigned Digital Competition*  
Topic #1: Fairs and Festivals  
Topic #2: Show Us Your Curves

10/14/20..... *General/Monochrome Digital Competition*

10/21/20..... *Event Night*  
Dow Smith, "Photo Essay Inspiration"  
and Jeana Caywood, "Photo Stacking"

10/28/20..... *Virtual 2019-2020 Banquet*

## November, 2020

11/4/20..... *Assigned Digital Competition*  
Topic #1: Turn the Ordinary into Art  
Topic #2: What's That Outside my Window?

11/11/20..... *General/Monochrome Digital Competition*

11/18/20..... *Event Night*  
Cole Thompson, "Finding your Vision in Black & White Photography"

## December, 2020

12/2/20..... *Assigned Digital Competition*  
Topic #1: Hands  
Topic #2: It's Just Tee Pee

12/9/20..... *Event Night*  
"Mirrorless Cameras" presented by Hunt's Photo & vendors TBA

12/16/20..... *General/Monochrome Digital Competition*

## January, 2021

1/6/21..... *Assigned Digital Competition*  
Topic #1: Bubbles, Splashes and Drops  
Topic #2: We All Stayed at Home

## January 2021 - Continued

1/13/21..... *General/Monochrome Digital Competition*

1/20/21..... *Event Night*  
Mark Bowie: "Envision: The Art of Seeing Creatively"

## February, 2021

2/3/21..... *Assigned Digital Competition*  
Topic #1: Things Broken  
Topic #2: Juxtaposition

2/10/21..... *General/Monochrome Digital Competition*

2/17/21..... *Event Night*  
Sarah Marino: "Creative Approaches to Photographing Plants and Flowers"

## March, 2021

3/3/21..... *Assigned Digital Competition*  
Topic #1: Back to Basics  
Topic #2: It's not Always What it Seems

3/10/21..... *General/Monochrome Digital Competition*

3/17/21..... *Photo Essay Competition*  
Hosted by Dow Smith

## April, 2021

4/7/21..... *Assigned Digital Competition*  
Topic #1: Time of Year  
Topic #2: Food Deep Dive

4/14/21..... *General/Monochrome Digital Competition*

4/21/21..... *Event Night*  
Joe Cotroneo: "Macro Photography"

## May, 2021

5/5/21..... *Assigned Digital of the Year*  
5/12/21..... *General/Monochrome Digital Image of the Year*

June 9, 2021..... *Awards Banquet*