

FOCUS

**IT'S OUR
90TH
SEASON!**

Volume 88 - No. 8

<https://spsphoto.org/>

April 2022

SPECIAL CREATIVE COMPETITION *Hosted by Joe Cotroneo* **April 20, 2022**

It's time to start thinking about the Special Creative Competition!

The official description for entries is:
Turn a photo into a painting. Use a texture. Make a composite. Create some abstract art. Make an artistic animated gif. The creation must start with a photo or multiple photos you have taken. Special effects and textures from programs such as Topaz Studio 2, Photoshop neural filters, etc. are allowed. Show us your creative side.

You may submit up to two entries. The deadline for submissions is **Saturday April 16th before midnight**. Two formats are acceptable, jpg or gif, with maximum dimensions of 2400x1800 pixels up to 10MB. Entries will be submitted the same as for digital photo competitions. There are no restrictions on when an image was taken or whether it placed in a previous competition, same as for the Photo Essay Competition.

Check out page two for some examples to get your creative juices flowing...

Some of you may remember a presentation given at one of our pre-COVID in person meetings by Lawrence White including abstract photography. Check out the March 2020 issue of the *Focus* (under 2019-2020 Archives) at <https://spsphoto.org/downloads/newsletters/>. That is another example of the kinds of abstract images we are looking for in this competition. In fact, Lawrence has agreed to be the judge for this competition.

Other things you might like to try are ICM (Intentional Camera Movement) or the twirl effect in Photoshop. To add another dimension we are encouraging people to try a creative gif. You can create a gif by using layers in Photoshop and the timeline feature. There are tutorials on You Tube to show you how. There are also free programs on the web to create a gif.

Continued...

UPLOAD YOUR IMAGES HERE:

<https://spsphoto.org/competitions/digital-image/upload-projected-creative-comp/>

INSIDE THIS ISSUE

HAPPY PASSOVER / HAPPY EASTER!

Special Creative Competition, Joe Cotroneo.....	1-2
Using Local Adjustments to Take Your Images Beyond Ordinary, Lewis Kemper	3-4
Focus On: Janice Prichett	5-11
Better Stream Pictures This Spring, Joseph Rossbach.....	12-15
2022 Photo Essay Winners	16
March Winning Images: Assignment 1	17-19

March Winning Images: Assignment 2	20-22
March Winning Images: General	23-25
March Winning Images: Monochrome.....	26-28
Please Support our Sponsors.....	29-30
Join!	31
About SPS & Board of Directors.....	32
2021-2022 Season Calendar.....	33

Special Creative Competition

(Continued from page 1)

Here's a simple gif I created using Photoshop:



<https://drive.google.com/file/d/14Wgk7hd0i21s9IPmbPYN54e8u4iXz4uM/view?usp=sharing>

This should be a lot of fun so give it a try.

If you have any questions feel free to email me at president@spsphoto.org.

Editor's Note: Check out details on these images and more in last month's newsletter, pgs. 7-10:

https://spsphoto.org/wp-content/uploads/newsletters/2021-2022/Focus_2203.pdf



USING LOCAL ADJUSTMENT TOOLS TO TAKE YOUR IMAGES BEYOND ORDINARY

by Lewis Kemper

April 27, 2022

SPECIAL
EVENT
NIGHT

Learn how to use the Graduated Filter, Adjustment Brush, and the Radial Filter to set your images apart from the crowd. Ansel Adams used to say, “the negative is the score and print is the performance.” In today’s digital world, the raw file is the score and your post processing is the performance. Learn how to use the tools found in both Adobe Camera Raw and Lightroom to turn your score into a performance that will dazzle your

audiences! Learn how to use these tools to accentuate the stars in your pictures and to control the lighting of your images. Lewis will demonstrate his technique for “flipping the light” to make your subject the strongest visual element in your pictures. Take the ordinary and make it extraordinary with these tips and techniques.



LEWIS KEMPER is widely recognized as a photographer, writer and instructor, lecturing throughout the United States. He currently is a Contributing Editor to *Outdoor Photographer*. Books include, *Ancient Ancestors of the Southwest*, published by Graphic Arts Center Publishing; *Capturing the Light*, which won the People’s Choice Awards in Fine Art in the 2009 Photography.Book.Now competition; and His *Photographing Yosemite Digital Field Guide*, which was voted in the top 20 field guides.

Lewis’ training videos have been used by thousands of photographers, helping them with their photographic and post processing skills. Lewis is currently a “Tamron Ambassador.”

Using Local Adjustment Tools...

(Continued from page 3)



Check out Lewis' images, workshops and more on his website: www.lewiskemper.com

FOCUS ON

JANICE PRICHETT

My earliest memories of photography are of the Kodak instamatic cameras with the flash cube. It always seemed a toss-up if the flash would actually go off. When I was 10 years old, I got my first camera, a Polaroid instamatic. It seemed magical to watch the images materialize before my eyes. It wasn't until my 20s when I began experimenting with a 35 mm camera. The problem was that I knew nothing about the principles of photography, so most images were not exposed correctly or out-of-focus. It wasn't until my 50s when I finally learned the basics.

During a trek on the Machu Picchu trail I had the great disappointment to see that many of my pictures were blown out. So, I bought my first DSLR, a Canon Rebel xti., for a trek in the Himalayas in 2009. That said, I still really didn't understand how to adjust for exposure so while my images in Bhutan on my 85 mile trek were better, many were over exposed. Finally in 2012 I took my first workshop with renowned Adirondack photography, Carl Heiman.

I was thrilled to have the opportunity to spend five days at Elk Lake for this workshop. Carl taught us the basics of photography in the field while we took pictures. His patience and good nature made it safe to ask questions. He provided individual guidance without reservation. During that time at Elk Lake it was the height of Fall color and we had some wonderful conditions. With Carl's help and some help from nature, I took the best photographs I had ever taken up till then. It felt like that workshop opened the door for me to become a photographer. I learned about the rela-

tionship between aperture and shutter speed and much more. Just about any photographer I meet in the Adirondacks knows Carl. He is a generous, kind, and humble man with a great body of work. I will forever be in his debt.



"Ivy Island Morning, Lake Luzerne" / © Janice Prichett
(First Place winner in the "People & Places" category,
Adirondack Life 2022 Photography Contest)

I am primarily a landscape photographer who spends a lot of time in the Adirondacks. I fell in love with the Adirondacks in the 1990s as I started climbing in the peaks and eventually climbed all 46 High Peaks. I also was motivated to learn more about landscape photography so I could memorialize my trekking adventures in the Himalayas, Andes, Alps, and New Zealand. I have strayed into a bit of wedding photography and although I did well with it, I found it too stressful. I dabble with taking pictures of birds but as my friends know, "I am not a bird photographer." Lately, I have been having fun taking pictures of frozen bubbles! Some of my favorite work was street photography I did while on a trek in India. Every picture told a story.

Focus on Janice Prichett

(Continued from page 5)



"Rock Harbor, Cape Cod, MA" / © Janice Prichett

I try to give back to the Adirondack park in my own way. For the past two years I have sold my annual calendar as a fund-raiser for Adirondack based not-for-profits (ADK Action and Lake George Land Conservancy). I like to give back to the Adirondacks when I can. I have placed in the *Adirondack Life* magazine annual photography contest twice. It was like a dream come true to learn I won first place in the *Adirondack Life* magazine photography contest for "People and Places" this year.

My love affair with the Adirondacks really grew from the 1990s until present. There is a word in Spanish, "Querencia" that means the place where my heart lives. That captures my feelings about the Adirondacks completely. I always feel happy when I'm there. The mountains, lakes, and landscapes are breath-taking. The Adirondacks have been one of the few constants in my life, always changing yet always there for me. I seem to be endlessly chasing those magic moments when

the light, color, and composition all line up. Trying my best to catch some of the moment's magic. If the image captures the "feelings" that were evoked, then I am happy. I can only hope that the viewer feels something too. The anticipation and thrill of those moments has kept me dreaming, planning, and exploring as I seek new visions of the world around me.

Photography is a daily practice for me. I have been shooting with a Nikon d750 and have been very happy with it, but am now looking at some mirrorless cameras as I'd love to have some lighter gear! I can't really explain it, but not a day goes by without me taking pictures or working on ones I have taken. It has helped me through my darkest times and brought me endless joy. I am so grateful that it has expanded my sense of wonder and ability to appreciate our beautiful world.

Focus on Janice Prichett

(Continued from page 6)



“Norman’s Ridge Barn, Vermontville” / © Janice Prichett



“Family on a
Motorcycle,
Delhi, India”
© Janice Prichett

Focus on Janice Prichett

(Continued from page7)

JANICE PRICHETT has lived in upstate New York for the past 40 years. As she climbed the high and low peaks of the Adirondacks with friends or alone, her love of nature grew. She found she was happiest while walking in the woods, climbing mountains, and kayaking the lakes and rivers. The Adirondack wilderness has been the one constant in her life...always nurturing and unconditionally there throughout her life's ups and downs. She is also a healthcare executive at Saratoga Hospital with over 35 years of leadership experience in behavioral health. Janice says, "I guess I'm like most landscape photographers: endlessly inspired by the world around me and somehow innately wanting to capture the essence of those moments, in this case capturing the expression through the medium of photography. My images often convey a sense of solitude...sometimes I see them as glimpses of the world we don't often see in our day-to-day routines. My pictures tell my stories." Janice recently won *Adirondack Life's* first prize ("People and Places") for her photograph of two fishermen on a foggy morning on Lake Luzerne. Her work will be on exhibit at Uncommon Grounds Café in Saratoga Springs through April..

Two Medicine, Glacier National Park, Montana"
© Janice Prichett



"Autumn Reflections" / © Janice Prichett

Focus on Janice Prichett

(Continued from page 8)



“Elk Lake Mist” / © Janice Prichett




“Blue Ivy” / © Janice Prichett

Focus on Janice Prichett

(Continued from page 9)



“Keene Barn”
© Janice Prichett



“Route 86, Outside of Lake Placid”
© Janice Prichett
(This image won 3rd place in the 2019
Adirondack Life Photography Contest)

“Tiger Next Monastery
at 9,000 Feet, Bhutan”
© Janice Prichett

Continued...

Focus on Janice Prichett

(Continued from pag 10)



“Water Lillies” / © Janice Prichett

Janice’s image, “Ivy Island Morning”
(pg. 5)
took
FIRST PLACE in the
“People and Places” Category
of the 2022 Annual
Adirondack Life
Photography Contest.

<https://www.adirondacklife.com/2022/02/24/photo-contest-2022/>

You can view some of these prints
(and more!)
at
Uncommon Grounds in Saratoga
(402 Broadway, Saratoga Springs
Tel: 518-581-0656)

The exhibit has been extended
through April.



On Newsstands Now

April 2022

Winners of our photography contest and a look at the legendary career of photographer Nathan Farb, plus Tupper’s next chapter, the rebirth of a Whallonsburg hotspot, remembering the most venomous attraction in the park—and much more!



BETTER STREAM SCENICS THIS SPRING

by Joseph Rossbach

Reprinted with permission.
Access the original article: [here](#)



Every spring I look forward to getting out and shooting streams and waterfalls. It is the perfect time of the year for it with rushing waters, bright spring foliage and in some places amazing wildflowers as well! Getting great stream images can be a challenge, but here are a few useful tips for getting the best shots this spring.

1. Put in the work: Getting great stream and waterfall images starts with getting to the best location. Plan on finding streams and waterfalls online first and figure out where they are and the difficulty of getting to them (is it a hike, a scramble down a steep hill or an off road drive, for example).

Scout the location in advance and try to figure out the best angles, times of day and light that will work for the scene. I highly recommend taking the time to fully explore the area you have chosen looking up and down the stream for the best perspectives.

2. Choose the right light: Most think that overcast skies are the only time to shoot streams and waterfalls. While I love being able to work in soft overcast light, it isn't always possible, so plan on finding other ways to work the light. For example, going very early or very late in the day can provide shade on an otherwise sunny day.

Continued...

Better Stream Scenics This Spring

(Continued from page 12)

Sometimes shooting a stream scene with light can work out brilliantly. I look to shoot into the sun as this provides for some amazing backlight and you can also include a sunstar if the position of the sun and angle of the stream work out. You'll need to watch for bright highlights, so plan to shoot under these conditions when the sun is low to the horizon and the light is at its softest with lower contrast.



Rainy days are my all-time favorite conditions! The light is soft and beautiful and the wet foliage and rocks really brings out the colors of the scene. I like to use a polarizing filter under these conditions to remove glare and further enhance the colors.

3. Get your feet wet: Perspective and camera positioning is of the utmost importance! Not every situation demands that you get wet and get into the stream, but it will make for a commanding composition that allows you to put the viewer directly in the scene and provide a perspective not often seen by many folks (fly Fishermen and photographers excluded lol).

Test out the water first before dragging your camera out into it. You'll want to know how deep the water is and how slippery the rocks are before taking the chance of dunking thousands of dollars

of photo equipment. A pair of chest waders will allow you to stay dry and warm and you can use your tripod to help balance the path out into the middle of the stream.



Also, you'll want to use a pretty robust tripod for this kind of work. A small and flimsy tripod will be far less stable in the water and the vibrations caused by the rushing water can render your images soft and useless.

4. Play with shutter speeds: Just like shooting coastal scenes, shutter speed selection is of great importance when shooting water. A slow shutter speed can create an ephemeral look to the water and allow you to capture swirls in foam and leaves (see pg. 14). Faster shutter speeds, from $1/2$ to $1/30$ of a second, can capture texture, detail and lines in the flowing water and can often times enhance the composition.

The trick is to play around and have fun with it. Try shooting it in the middle, $1/2$ second for example, and then lower your ISO or put on an ND filter to go for a much slower shutter speed of several seconds or longer to evaluate the results.

There have been times that I have shot a scene using both slow and moderate shutter speeds and then blended the different effects of the water into a single image in Photoshop. Photography is all about experimentation, fun and making lots of mistakes, so don't be afraid to get creative and try new things when shooting. It'll make you a better photographer in the long run.

Better Stream Scenics This Spring

(Continued from page 13)



5. Clean it up: I am always striving for a clean image with little to no clutter and great visual flow. When selecting a composition, think of telling a story. The subject, composition and light are your words and you need to select and arrange them in a way that clearly communicates the point to the viewer.

Watch for distractions in the background and along the edges of the frame and use perspective and focal length to eliminate distractions as much as possible. I also like to “clean up” the scene while shooting it. If there are distracting branches and or debris in the image I will often spend time walking through the space and physically removing them. **DO NOT ALTER THE INTEGRITY OF THE LOCATION!** Moving rocks and breaking branches is bad ethics, but I think it’s ok to toss out fallen branches and leaves for example. We all have to be better at being good stewards of the places we love and cherish. For a more in depth look at how you can be a better steward to the environment when out on photo adventures, check out the **Nature First website**.



Better Stream Scenics This Spring

(Continued from page 14)

About Joseph Rossbach...

My quest as a landscape and nature photographer is to showcase wild, beautiful & unique natural locations and to use my creative vision to capture those landscapes in high quality and evocative images that inspire awe in the viewer, respect for the natural world and ultimately a greater appreciation of wilderness and wilderness preservation.

I have co-authored two books on nature photography: *The Ultimate Guide to Digital Nature Photography* (Mountain Trail Press) & *50 Amazing Things You Must See and Do in the Greater D.C. Area: The Ultimate Outdoor Adventure Guide* (Mountain Trail Press). My photography has been published hundreds of times in publications such as *Outdoor Photographer*, *Popular Photography*, The Nature Conservancy, The Smithsonian Natural History Museum, *Wild & Wonderful West Virginia*, *Backpacker* magazine, and many more.


In addition to being available for assignment work. I offer several landscape photography workshops each year. I have been leading workshops and photo tours for over fifteen years and have taught thousands of passionate photographers. All of the workshops are small group outings, so you'll get lots of attention and come away with epic images of your own.

I am also available for private one-on-one photography instruction and online photo mentoring. In addition to traveling each year to produce new high quality landscape images and leading workshops, I do many speaking engagements to photography clubs, professional organizations and at photo conferences around the United States and globally.

I spend an average of 180 days a year in the field chasing the light and leading photography workshops & tours in the US and abroad. I also teach online classes on the art of nature and landscape photography as well as conducting monthly webinars on photography processing techniques in the digital darkroom.

Check out more of Joseph's amazing images, workshops and more on his website:

<https://www.josephrossbach.com/>



*Join me this spring for my annual **Great Smoky Mountains Photography Workshop**. I still have two spaces open and this is one of the finest locations in the US for stream and river photography. We will be spending many hours shooting streams and learning how to capture the very best images in the process. In addition to the amazing water in the park, we will also have access to mountain top vistas, flowering trees and wildflowers, old growth forests and much more!*

*I'll also be instructing this spring at the **Out of the Smokies Landscape Conference** hosted by the great folks at **Out of Chicago**. You can get more information and register **here**.*

2022 PHOTO ESSAY CONTEST WINNERS

Our submissions were so wonderful, that our judge had difficulty deciding which one was better than the other. Thus there is a four-way tie for “First Place” and a four-way tie for “Honorable Mention!”



First Place Winners:

Joan Heffler: “My Visit to Myrtle Beach and the Beauty I saw Through my Lens”

Neil Shapiro: “The Magic of Iceland”

Dow Smith: “Mendocino Coastal Botanical Gardens”

Linda Tommasulo:
“Street Photography in DC and Boston with Essdras M. Suarez”

Honorable Mention:

Joe Cotroneo: “My Crazy New Macro Lens”

Connie Frisbee Houde:
“Change for a Better Tomorrow”

Phil Olivo: “Seattle Abstracts”



JUDGE: Paul Conti

Paul Conti is an Assistant Professor at the College of Saint Rose, teaching courses at the graduate and undergraduate level in media production, TV journalism and interviewing. He was formerly Assistant News Director and then News Director for WNYT TV. His CV details a number of professional works, service to the College of Saint Rose, presentations and professional services as well as his community activities.

Paul also owns a small private business specializing in family video production: CSP Video. For a small number of clients each year he creates special presentations honoring a high school graduate, a special anniversary or some other noteworthy event. CSP Video also creates productions for a select number of high school musicals.

A
S
S
I
G
N
E
D

1



Neil R Shapiro
NRSHAPIRO.COM

**MARCH ASSIGNED
TOPIC #1
Silhouettes**

(The silhouette must be the dominant subject. Silhouette can depict something natural or man-made. No birds or flowers.)

First Place:
"Leap"
© Neil Shapiro



Second Place:
"Silhouettes of Elk on a Ridge in Yellowstone"
© Nancy Jones

A
S
S
I
G
N
E
D

1




**MARCH
ASSIGNED
TOPIC #1
Silhouettes**

Third Place:
"Halfmoon Town Park"
© Joe Cotroneo



Fourth Place:
"This Took Two Knights"
© Jeana Caywood



JUDGE: Jerry Taylor

Jerry Taylor taught various classes in Photography at Hartford Community College in their Continuing Education Department. His photographic journey started at age three, when his parents gifted him a Kodak box film camera. Since then he has captured the world with his assorted Nikon DSLR's and mirrorless cameras. Jerry is a Certified Photography Judge and retired Board member of the Maryland Photography Alliance.

Fifth Place:
"My Uncle's Legacy, My Dad's Hat and Boots"
© Jeana Caywood

Continued...

MARCH ASSIGNED TOPIC #1 Silhouettes

Honorable Mention



"Pony-Tailed Girl"
© Alan Wiggins



"Picnic Silhouette"
© Claudia Jakubowski



"iPhone Artist"
© Linda Tommasulo



"Mountain King"
© Neil Shapiro

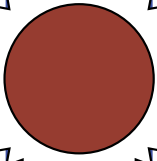


"Rain Catcher"
© Sean Sullivan

Check out these winning images
and more competition photos
on our website:

<https://spsphoto.org/>

A
S
S
I
G
N
E
D
1



A
S
S
I
G
N
E
D

2

MARCH ASSIGNED TOPIC #2 Complementary Colors

(Utilize complementary colors in your composition.)



First Place:
"Shipping Containers"
© Claudia Jakubowski




Second Place:
"Magical Dance of the Petals"
© Jeana Caywood

MARCH
ASSIGNED TOPIC #2
Complementary Colors



Third Place:
"Ant on a Peony Bud"
© Joe Cotroneo



Fourth Place:
"Tail Light"
© Phil Olivo

Check out these winning
images and more
competition
photos
on our website:
<https://spsphoto.org/>



Fifth Place:
"Flower Explosion"
© Sean Sullivan

MARCH ASSIGNED TOPIC #2

Complementary Colors

Honorable Mention

A
S
S
I
G
N
E
D


2




"Sidewalk Chalk"
© Claudia Jakubowski



"Cosmos"
© Robert Near



"Glass Bowl"
© Kim Koza



"Red and Green Silk Abstract"
© Joe Cotroneo



"Attached Garage"
© Rich Schreibstein

MARCH DIGITAL IMAGE GENERAL



First Place:

“Pile of Buoys”

© Claudia Jakubowski


JUDGE: Ron Ames

My artistic training is as a Muralist. From 1986-2013, I owned Art-nousfaux, a Mural and Decorative Painting business serving Washington DC and Maryland. During this time, documenting my work through photography was part of my responsibility. When I retired in early 2013, I graduated from the Digital Camera Mastery program taught by Mark Hemmings. I am also a graduate of the Master’s program of the iPhone Photo Academy, and the iPhone Editing Academy taught by Emil Pakarklis. Later that same year, I became a member of the Montgomery County Camera Club, and have been juried into local exhibitions since then. In 2019, I became a certified Maryland Photography Alliance judge.

Second Place:

“I Don’t Know What it is Either”

© Phil Olivo




MARCH
DIGITAL IMAGE
GENERAL

G
E
N
E
R
A
L



Third Place:
"Silence is Golden"
© Neil Shapiro




Fifth Place:
"Grampa Ken's Violin Case"
© Kim Koza



Fourth Place:
"Blue Ivy"
© Janice Prichett

Check out these winning
images and more
competition photos
on our website:
<https://spsphoto.org/>



MARCH DIGITAL IMAGE - GENERAL



"Iris"
© Claudia Jakubowski

Honorable Mention



"Vermont Cemetery"
© Dow Smith



"Against the Wind"
© Dow Smith




"Half & Half"
© Elena Keese



"Security Blanket"
© Linda Tommasulo


GENERAL



MARCH DIGITAL IMAGE
MONOCHROME



First Place:
"Right Angles Ad Infitum"
© Sean Sullivan




Second Place:
"Alfa in the Rain"
© Dow Smith

Check out these
winning images
and more
competition
photos
on our website:
www.spsphoto.org


MARCH DIGITAL IMAGE
MONOCHROME



Third Place:
"Snow Picnic"
© Claudia Jakubowski



Fourth Place:
"Dark Winter Sky"
© Joe Cotroneo



Fifth Place:
"Peebles Island Tower"
© Dan Steen

MARCH
DIGITAL IMAGE
MONOCHROME


Honorable Mention



"Around Town"
© Elena Keesee




"Morning Light"
© Claudia Jakubowski



"High Voltage"
© Robert Near



"Beekman Brothers Wall"
© Linda Tommasulo



"Smoken"
© Robert Near

PLEASE SUPPORT OUR SPONSORS!



PHOTO & VIDEO
Hunt's EST. 1985
www.huntsphoto.com

Hunt's
EDUCATION
edu.huntsphoto.com

Hunt's Photo and Video offers a wide array of classes, workshops, and photo adventures, located in our classrooms, or several picturesque locations inside and outside of the United States.

Socialize with us for the latest events and specials.

 @ [@huntsphotovideo](https://www.instagram.com/huntsphotovideo)

 @ [@huntsphoto](https://www.facebook.com/huntsphoto)

For Camera Club Specials...
Ask for Alan Samiljan, at (781) 462-2383.
His usual hours 8:30-5:00pm,
Monday, Tuesday, Thursday, & Friday.

Leave a message or send an email
(asamiljan@huntsphoto.com),
and he'll get right back to you.

HUNT'S ONLINE EDUCATION - APRIL 2022

April 4 @ 7:00 pm - 8:30 pm / \$20

BEYOND THE BASICS- LOW LIGHT & NIGHT PHOTOGRAPHY

An in-depth exploration of photographing in those dark situations!

Instructor: Emily Hojnowski

INFO AND REGISTER: [HERE](#)

April 5 @ 6:30 pm - 8:30 pm / \$30

ADOBE LIGHTROOM CLASSIC: FILE MANAGEMENT

A Primer on Organizing Files in the Library Module in Adobe Lightroom Classic

Instructor: Ray Levesque

INFO AND REGISTER: [HERE](#)

April 11 @ 1:00 pm - 2:00 pm / Free

FIRST STEPS WITH CAPTURE ONE

A Basic Walkthrough of the Capture One Editing Software, including the interface, importing and organizing photos, basic editing tools and more!

Instructor: Capture One Channel Manager Maria López; hosted by Paul Nelson

INFO AND REGISTER: [HERE](#)

April 11 @ 7:00 pm - 8:30 pm / \$20

ASTROPHOTOGRAPHY 101: One Shot Astro

Astrophotography made simple!

Instructor: Emily Hojnowski

INFO AND REGISTER: [HERE](#)

April 19 @ 7:00 pm - 8:30 pm / \$20

DIGITAL PHOTOGRAPHY BASICS 1: EXPOSURE, THE BIG THREE SETTINGS, MODES, AND MORE

This is one of the first classes to consider when you're getting started with your Digital SLR or Mirrorless camera.

Instructor: Emily Hojnowski

INFO AND REGISTER: [HERE](#)

April 26 @ 7:00 pm - 8:30 pm / \$20

DIGITAL PHOTOGRAPHY BASICS 2: FOCUS, LENSES, DEPTH OF FIELD, RAW AND MORE

In a continuation of Digital Photography Basics 1, this course discusses more important elements, including focusing, depth of field, photographing in RAW vs JPEG and more

Instructor: Emily Hojnowski

INFO AND REGISTER: [HERE](#)

CHECK OUT ADDITIONAL ONLINE COURSES, PHOTO WALKS, PHOTO ADVENTURES, BEGINNER CLASSES, IN-PERSON CLASSES, OR EVEN BUYING PREVIOUS COURSES YOU MAY HAVE MISSED AT:

<https://edu.huntsphoto.com/>

And remember to contact Alan Samiljan at Hunt's for all your photographic needs!

CAMERA ODYSSEYS

WWW CAMERAODYSSEYS COM

917-992-1453

Travel like a Journalist, Live like a Native, Shoot like a Professional

Our destinations are remote and exciting. But that's not the only reason we're fascinated with them. They're also some of the most extraordinary places in the world – mysterious, romantic, exotic, and exquisitely beautiful. We could say they've changed so little because they're timeless to begin with. But the fact is, some of them will, for better and for worse, embrace the 21st century in the near future. That's why it's so special to us to document and share these fragile, anachronistic ways of life in unimaginable places while we still can.

We'd like to invite you to join us on these exciting adventures.

Next trips:

Cuba: May 2

Bhutan and Nepal: October 2022

For more info on workshops:

<https://www.cameraodysseys.com/camera-odysseys-photographic-workshops>

PLEASE
SUPPORT
OUR
SPONSORS

she whirls across the stage conjuring passion, and fire. flamenco is her art and its rich history unfolds with every stomp of her feet, and clap of her hands.

grab your camera + see for yourself.

CUBA
www.CameraOdysseys.com
PHOTO ADVENTURES

CAMERA ODYSSEYS
NEPAL INTO
BHUTAN

TRAVEL LIKE A JOURNALIST
LIVE LIKE A NATIVE
SHOOT LIKE A PROFESSIONAL

PHOTO ADVENTURES
www.CameraOdysseys.com



*SPS members can get 10%
off all their
orders with
Frame Destination!*

You must be a registered user of the Frame Destination website as a SPS member. (Note: The discount is not valid with other discounts, and will not work for non-members.)


To become a registered SPS member on our website follow these steps:

1. Click "Login" in the upper right of section of our site - <https://www.framedestination.com>
2. Click "Create an Account" in the middle of the page.
3. Chat or send an email to info@framedestination.com saying you are a registered user and need your account set for SPS membership.

To see how easy it is to order custom frames on our website you can check out the video "How to Order a Custom Picture Frame..." in our video gallery: [framedestination.com/video-gallery](https://www.framedestination.com/video-gallery).

To learn more about us you can check out our About Us Video here: <https://www.framedestination.com/about-us>

FRAME
DESTINATION



Your art's in the right place.™

ALL FRAMES **CUSTOM MADE IN THE USA**

- Wood & Metal Frames
- Mat Boards
- Mount Boards
- Acrylic & Glass
- Clear Bags for Matted Prints
- Tape/Tissue
- Stretcher Bars & Floater Frames
- Photo Corners

FRAMEDESTINATION.COM • 972-479-1188



**NOT A MEMBER OF SPS YET?
YOU CAN JOIN AT ANY TIME!**
Members have access to most* of the
prior meetings
(competitions and presentations)
on our YouTube channel.



SEASON STARTED WEDNESDAY, SEPTEMBER 29.

Membership:
Individual: \$35
Family (same household): \$45
Student: \$20

NOTE: All members will be supplied with links to meeting recordings
(unless prohibited by the presenter).

These links SHOULD NOT be shared to non-members.

Check out the calendar on the last page of this newsletter
and see the competitions and presentations our members have enjoyed this season.

Click here to join/renew:

[https://spsphoto.org/join-the-schenectady-
photographic-society/](https://spsphoto.org/join-the-schenectady-photographic-society/)

•Occasionally presenters request that we do not record their sessions.

Quote of the
month,
courtesy of
Nic Stover
(and
Albert Einstein!)

“Beneath the effort directed toward the accumulation of worldly goods lies all too frequently the illusion that this is the most substantial and desirable end to be achieved; but there is, fortunately, a minority composed of those who recognize early in their lives that the most beautiful and satisfying experiences open to humankind are not derived from the outside, but are bound up with the development of the individual's own feeling, thinking and acting. The genuine artists, investigators and thinkers have always been persons of this kind.”

Albert Einstein

ABOUT THE SCHENECTADY PHOTOGRAPHIC SOCIETY



For 90 years, the Schenectady Photographic Society has been the meeting place of photographers of all levels—from beginners to serious amateurs to professionals—with the goal of exploring and sharing their love of photography. Members throughout the Capital Region (and beyond, thanks to Zoom!) meet on Wednesday nights to engage in various competitions (digital, photo essay and more), share their vision with like-minded photographers, enjoy guest speaker presentations and other member benefits to further their knowledge, creativity and inspiration.

As part of our monthly competitions, we are challenged with an assigned topic—encouraging participants to venture out of their comfort zones. Members

participating in competitions receive specific commentary and suggestions to take their images to the next level. Don't wish to compete? That's OK too. Observing competitions is always an inspirational and learning experience.

In prior years, occasional field trips gave us the opportunity to expand our photographic vision; frequent exhibits in the local area allowed us to share that vision; and print competitions encouraged us to put our images on paper. All canceled due to COVID, hopefully these will be resumed next season.

The Schenectady Photographic Society is an enthusiastic and energetic group. Our camaraderie is infectious. Check out the calendar on the last page (season runs from late September to mid-May) and join us!

*It's not about being better than everyone else...
it's about being better than you were.*

SPS BOARD OF DIRECTORS 2021-2022

President Joe Cotroneo

president@spsphoto.org

Vice President Linda Tommasulo

vp@spsphoto.org

Treasurer Pat McCormick

treasurer@spsphoto.org

Recording Secretary Open

secretary@spsphoto.org

Newsletter Editor Linda Tommasulo

newsletter@spsphoto.org

Webmaster & Annual Report Editor... Sean Sullivan

webmaster@spsphoto.org

Membership Chair: Larry Hill

membership@spsphoto.org

Print Group Phil Olivo & Alan Wiggins

printchair@spsphoto.org

Digital Group..... Sean Sullivan & Alan Wiggins

digitalchair@spsphoto.org

Photo Essay Dow Smith

photoessay@spsphoto.org

Judge Coordinator Jeana Caywood

judging@spsphoto.org

Field Trip Coordinator Joe Cotroneo

fieldtrips@spsphoto.org

Communications Dow Smith,
Linda Tommasulo & Sean Sullivan

communications@spsphoto.org

LUBA RICKET CREATIVITY COORDINATOR

Joan Heffler

TRAVELING EXHIBIT COORDINATORS

Bert van Grondelle, Jerry Boehm,
Rich Schreiberstein and M-J Adelman

travelingexhibit@spsphoto.org

REFRESHMENT COORDINATORS

Judy Breslau & John Ogden



Connect with the Schenectady Photographic Society:

Website: www.spsphoto.org

Facebook Group: <https://www.facebook.com/groups/schenectadyp photographic society/>

Facebook Page: <https://www.facebook.com/schenectadyp photographic society/>

Instagram: @schenectadyp photographic

THE FOCUS NEEDS YOU! For articles, suggestions, and member profiles (bios/photos).

Contact Linda at newsletter@spsphoto.org.

SCHENECTADY PHOTOGRAPHIC SOCIETY VIRTUAL 2021-2022 SEASON CALENDAR

Note: All competitions are DIGITAL. For Assigned Topics, images must have been taken or after May 1, 2021.

Members may enter a total of four (4) images, no more than two (2) in any one category.

Deadline for submission of digital images is midnight on Saturday (Sunday am) before the competition date—no exceptions!

Click here for more details on the Assigned Topics: <https://spsphoto.org/competitions/assigned-topics/>

Meetings start at 7pm via Zoom. Members will receive appropriate link to sign in via email.

This schedule is always work in progress and is subject to change!

September, 2021

9/29/21.....**Event Night**
Rick Hulbert, "Urban Street Photography"

October, 2021

10/6/21..... **Assigned Digital Competition**
Topic #1: Fire
Topic #2: Slow Shutter Speed

10/13/21..... **General/Mono. Digital Competition**

10/20/21.....**Event Night**
Joan Heffler, "Portrait Composition"

10/27/21..... **Special Event Night**
Bryan Peterson, "The Art of Seeing Adjectives, Not Nouns"

November, 2021

11/3/21..... **Assigned Digital Competition**
Topic #1: Abandoned Buildings
Topic #2: Car Parts

11/10/21..... **General/Mono. Digital Competition**

11/17/21.....**Event Night**
John Barclay, "Dream - Believe - Create"

11/24/21..... **No Meeting (Thanksgiving Eve)**

December, 2021

12/1/21..... **Assigned Digital Competition**
Topic #1: Masks
Topic #2: Animals

12/8/21..... **General/Mono. Digital Competition**

12/15/21.....**Event Night**
PROGRAM CHANGE: Dow Smith, "Preparing for the
Photo Essay Competition 2022"

12/22/21..... **No Meeting (Christmas Week)**

12/29/21..... **Special Event Night**
Ian Plant, "Visual Design Techniques for Making Stunning
Photos"

January, 2022

1/5/22..... **Assigned Digital Competition**
Topic #1: Round Things
Topic #2: Perspective

1/12/22..... **General/Mono. Digital Competition**

1/19/22.....**Event Night**
Hazel Meredith, "Working With Textures and Overlays...
Turn Ho-Hum into a Work of Art"

1/26/22..... **Special Event Night**
Jeff Leimbach, "What to Shoot When There's Nothing to
Shoot"

February, 2022

2/2/22..... **Assigned Digital Competition**
Topic #1: Industrial
Topic #2: Old Everything

2/9/22..... **General/Mono. Digital Competition**

2/16/22.....**Event Night**
Silvana Della Camera: "The Power of Black & White"

2/23/22..... **Special Event Night**
Lewis Katz, "Perspective & Perception:
The Myth of Style"

March, 2022

3/2/22..... **Assigned Digital Competition**
Topic #1: Silhouettes
Topic #2: Color (Complementary)

3/9/22..... **General/Mono. Digital Competition**

3/16/22..... **Photo Essay Competition**
Hosted by Dow Smith

3/23/22..... **Special Event Night**
Lisa Cuchara, "Create Fine Art Photographs from
Historic Places and Rusty Things"

3/30/22..... **Special Event Night**
Nic Stover, "The Power to Create"

April, 2022

4/6/22..... **Assigned Digital Competition**
Topic #1: Rainy Day
Topic #2: Friendship

4/13/22..... **General/Mono. Digital Competition**

4/20/22..... **Special Creative Competition**
Show us Your Creative Side - Anything Goes!

4/27/22..... **Special Event Night**
Lewis Kemper, "Using Local Adjustment Tools to Take
Your Images Beyond Ordinary"

May, 2022

5/4/22..... **Assigned Digital Images of the Year**

5/11/22 **General/Mono/Digital Images of the Year.**

June 15, 2022..... **Awards Banquet???**